



# **THAILAND'S BUDGET IN BRIEF**

**FISCAL YEAR 1987**

**BUREAU OF THE BUDGET**

**HIS MAJESTY KING BHUMIPHOL ADULYADEJ**



# FOREWORD

This 1987 edition of the "Thailand's Budget in Brief" series seeks to summarize the main features of the Budget Bill submitted by the Government to Parliament for FY 1987. It consists of four parts : the first highlights the principal elements of the 1987 budget; the second deals with the estimated receipts; the third outlines the estimated expenditures; and the fourth describes government finance.

Being based on the final revision approved by the Budget Scrutiny Committee, the figures included in this booklet are somewhat different from those illustrated in the earlier Thai edition.

It is hoped that this "Thailand's Budget in Brief" will be helpful to the general public in acquiring a better understanding of the Government's fiscal policies and planning directions.

*Bureau of the Budget.*



# CONTENTS

	Page
PART I HIGHLIGHTS OF THE FY 1987 BUDGET.....	1
PART II ESTIMATED RECEIPTS.....	3
1. Revenue.....	3
2. Domestic Borrowing.....	4
PART III BUDGET EXPENDITURES.....	18
1. Programme Classification of the Budget.....	18
2. Functional and Economic Classification of the Budget.....	35
2.1 Functional Classification.....	35
- Economic Services.....	37
- Education.....	41
- Public Health and Public Services.....	45
- Defence.....	49
- Internal Security.....	51
- General Administration.....	55
- Debt Services.....	57
- Miscellaneous and Unclassified Items.....	59
2.2 Economic Classification.....	63
3. Expenditure Classified by Departments.....	69
PART IV GOVERNMENT FINANCE.....	86
1. Financial Outlook.....	86
2. Public Debt.....	88
3. Public External Borrowing.....	91
4. Foreign Aid.....	94
5. Private Donations.....	95

# CONTENTS OF STATISTICAL TABLES

Page

## PART II ESTIMATED RECEIPTS

Table		
II-1	Receipts Estimates Fy 1986-1987.....	6
II-2	Revenue Estimates by Ministry Fy 1987.....	7
II-3	Revenue Estimates by Types Fy 1983-1987.....	8
II-4	Actual Receipts Fy 1982-1985.....	9
II-5	Estimated and Actual Revenue Fy 1978-1985.....	10
II-6	Estimated and Actual Taxes Collection Fy 1981-1985.....	10
II-7	Taxes Revenue Collected by Department Fy 1983-1987.....	11
II-8	Government Revenue and Gross Domestic Product.....	13
II-9	Domestic Borrowing for Financing Budget Deficit.....	15
II-10	Actual Domestic Borrowing and Principal Repayment Fy 1978-1985.....	16

## PART III BUDGET EXPENDITURES

Table		
III-1	Programme Classification of the Budget Fy 1986-1987.....	19
III-2	Budget Appropriations by Sector and Objects of Expenditures Fy 1987.....	33
III-3	Budget Expenditures Classified by Function Fy 1986-1987.....	35
III-4	Appropriation for Economic Services Fy 1985-1987.....	39
III-5	Appropriation for Education Fy 1985-1987.....	43
III-6	Appropriation for Public Health and Public Service Fy 1985-1987.....	46
III-7	Appropriation for Defence Fy 1985-1987.....	50
III-8	Appropriation for Internal Security Fy 1985-1987.....	53
III-9	Appropriation for General Administration Fy 1985-1987.....	56
III-10	Appropriation for Debt Services Fy 1985-1987.....	57
III-11	Miscellaneous and Unclassified Items of Expenditures Fy 1985-1987.....	59
III-12	Functional Classification of Expenditures Fy 1983-1987.....	61
III-13	Budget Appropriations by Function and Objects of Expenditure Fy 1987.....	62
III-14	Economic Classification of Expenditures Fy 1978-1987.....	63
III-15	Economic and Functional Classification of Expenditures Fy 1986-1987.....	65
III-16	Revenue Estimates and Current Expenditures Fy 1978-1987.....	66
III-17	Budget Expenditures and Gross Domestic Product.....	67

	Page
III—18	Allocation of Expenditures by Development Plan ..... 68
III—19	Expenditures by Ministry Fy 1986-1987 ..... 69
III—20	Expenditures by Ministry and Department Fy 1986-1987 ..... 71
III—21	Budget Appropriations by Ministry and Objects of Expenditure Fy 1987 ..... 81
III—22	Budget Expenditures and Salaries and Wages ..... 83
III—23	Actual Expenditures Fy 1978-1985 ..... 85

## PART IV GOVERNMENT FINANCE

Table	
IV—1	Treasury Account Balances ..... 87
IV—2	Principal Outstanding for Domestic Debt at March 31, 1986 ..... 88
IV—3	Principal Outstanding for External Debt at March 31, 1986 ..... 89
IV—4	Direct Government Loans ..... 91
IV—5	Guarantee of Payment ..... 92
IV—6	Foreign Grants ..... 93
IV—7	Private Donations ..... 95

# PART I

## Highlights of the Fy 1987 Budget

---

The budget for Fy 1987 has a total of 227,500 million baht, which shows an increase of 4.4 percent over the Fy 1986.

The revenue for Fy 1987 has been estimated of 185,500 million baht. This results in a deficit of 42,000 million baht.

In line with the fiscal policy of maintaining economic stability with moderate growth, the Fy 1987 budget's decision has been made to allocate the proposed funds for the activities according to the national economic and social development plan and government policy. The Fy 1987 budget's size is suitable when the capacity of revenue collection of 185,500 million baht, and the deficit of 3.5 percent of GDP have been taken into account.

The extent to which the credits are concerned, the public sector credit will expand at a lower rate, while the demand for the private sector credit is expected to be increased in response to the country's better economic situation. This will result in an increasing of money supply in broad definition at a rate of 13-15 percent.

### The Budget for Fy 1987 has been allocated to the following :

	million baht
(1) Agriculture	16,504.0
(2) Industry and Mining	686.9
(3) Transportation and Communication	10,373.7
(4) Commerce and Tourism	989.5
(5) Science, Technology, Energy, and Environment	810.6
(6) Education	42,771.9
(7) Public Health	10,051.1
(8) Social Services	8,478.1
(9) Maintenance of National Security	44,878.3
(10) Maintenance of Internal Peace and Order	9,086.1
(11) General Services	25,272.6
(12) Debt Services	56,097.2
(13) Stimulation of Economic Growth	1,500.0

Aside from allocation to the 12 sectors as in the previous years, the government has set the special operation plan of 1,500 million baht, to stimulate the economic growth. The goal of this plan is to create new employments, improve efficiency in

production and generate more foreign exchange earnings. Emphasis has been given that the government spending in this particular sector will promote a corresponding investments from the private sector. From the government's endeavour to set an economical budget especially in current expenditure, accompanied with an extra allocation to accelerate the economic growth, brought about an increased budget allocation of 3,116.5 million baht for new programmes and projects, compared with the present year budget allocation of 578.8 million baht.

Budget allocation for development purposes in fiscal year 1987 which is the first year of the 6th National Economic and Social Development Plan, is primarily based on the plan and the government's policy. Allocation to the activities in the various development programmes amounted to 81,900.1 million baht. When compared with this year's allocation of 78,133.5 million baht, there is an increase of 3,766.6 million baht which is quite high when compared with the increase of the total budget and the committed amount for debt services. The ratio between development expenditure and non-development expenditure in 1987 is 36:64 which is close to present year's ratio.

## Estimated Receipts

---

Receipts for the Fy 1987 total 227,500 million baht, higher than the original estimated 1986 by 9,500 million baht, 4.4 percent. Total receipts come under the following 2 headings.

### 1. Revenue

Revenues are estimated at 185,500 million baht or 81.5 percent of total estimated receipts. They are comprised of taxes, sales of assets and services, income from state enterprises and income from other miscellaneous sources.

#### (1) Taxes

Taxes are expected to yield an estimated 165,164.9 million baht, equivalent to 72.6 percent of the total estimated receipts of 89 percent of total revenues. Taxes include proceeds from both direct and indirect sources.

a. Direct taxes total 39,450 million baht, including personal income taxes of 23,900 million baht, corporate income taxes of 15,000 million baht and foreign travel taxes of 550 million baht.

b. Indirect taxes total 125,714.9 million baht. Import and export duties account for 34,150 million baht; general sale tax including business tax and stamp duties total 34,100 million baht; specific sale taxes total 52,259.7 million baht (including taxes on consumption goods of 23,060.9 million baht; petroleum and petroleum products taxes of 21,328.5 million baht; excise tax from imported goods, 4,976.7 million baht; royalties from mining of 747.8 million baht; royalties from petroleum of 1,927.0 million baht; and natural resource taxes of 218.9 million baht); licensing fees amount to 5,204.1 million baht; and other taxes total 1.1 million baht.

#### (2) Sales of Assets and Services

Sales of Assets and Services total 5,366.2 million baht, 2.4 percent of total estimated receipts.

a. Sales of assets of 453.2 million baht include sales of fixed assets 7 million baht; sales of natural products 48.3 million baht; sales of official publication 3.8 million baht; miscellaneous sales 393.9 million baht and sales of official cars 0.2 million baht.

b. Sales of services of 4,913.1 million baht include services charges of 4,190.6 million baht and rental charges 722.5 million baht.

### (3) Income from State Enterprises

Income from State Enterprises total 8,305.9 million baht, representing 3.6 percent of total estimated receipts. This income is estimated as follows : 3,732.8 million baht from the profits of state enterprises and business concerns under the government's co-ownership; 1,520.0 million baht from dividends paid by the Bank of Thailand; 2,380.3 million baht from income generated from the Government Lottery Bureau; 290 million baht from the Thailand Tobacco Monopoly and 382.8 million baht from additional income from the state enterprises.

### (4) Other Miscellaneous Sources of Revenue.

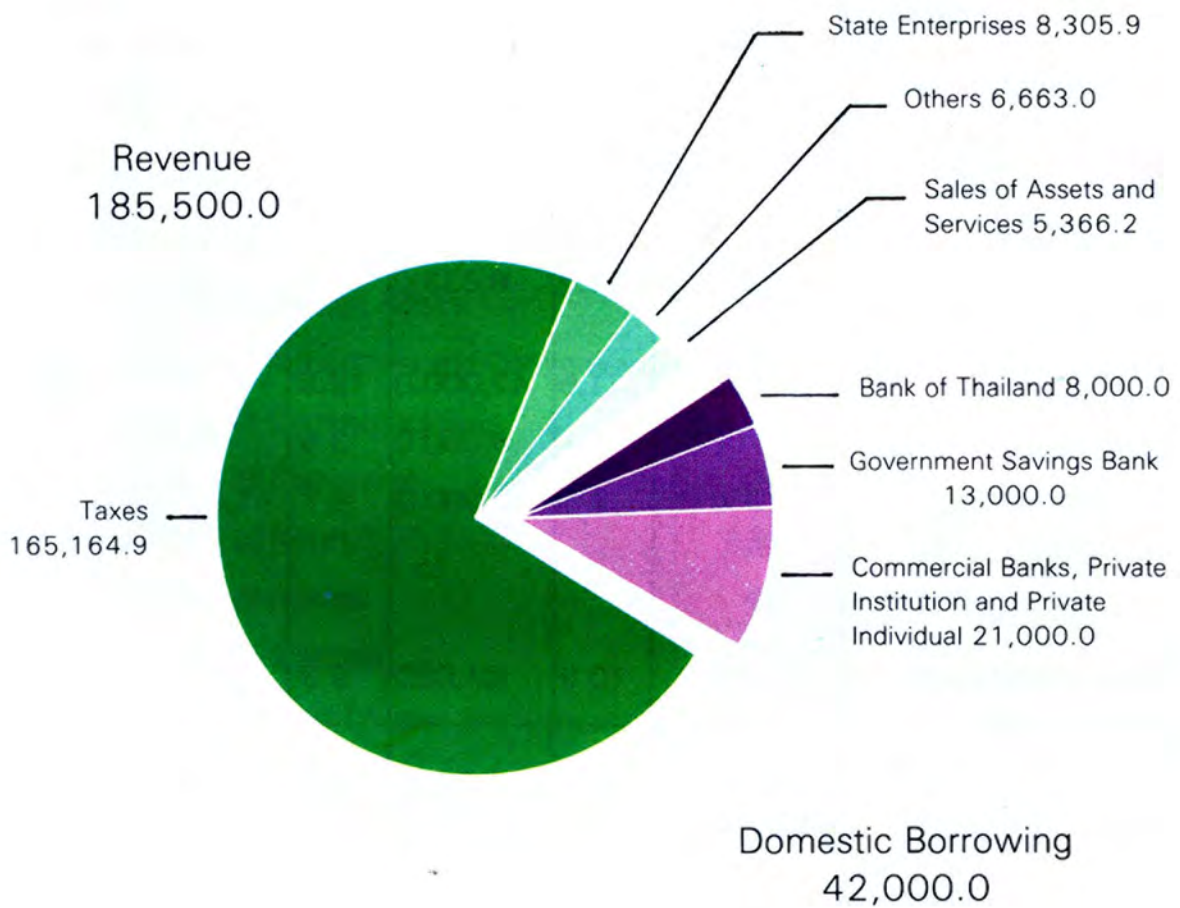
Other miscellaneous sources of revenue total 6,663.0 million baht, representing 2.9 percent of total estimated receipts. Included are : refunds, 982.1 million baht; stamp duties and fines, 1,288.3 million baht and miscellaneous items of 4,392.6 million baht, of which 37.5 million baht come from the proceeds from issuing coins, 220.2 million baht from the sales of rice and 650.6 million baht from interests.

## 2. Domestic Borrowing

For FY 1987, estimated borrowing has been set at 42,000 million baht of 18.5 percent of the total estimated receipts. Of this amount, 8,000 million baht will be borrowed from the Bank of Thailand, 13,000 million baht from the Government Savings Bank and 21,000 million baht from commercial banks, private institutions and private individuals.

# Receipt Estimates Fy 1987

A total of 227,500 million baht



*Table II-1*  
*Receipt Estimates FY 1986-1987*

(in million baht)

Receipts	FY 1986 (Revised Estimates)		FY 1987 (Estimated)		FY 1987- FY 1986	
	Amount	% *	Amount	% *	Amount	%
<b>Revenue</b>	<b>168,100.0</b>	<b>78.5</b>	<b>185,500.0</b>	<b>81.5</b>	<b>17,400.0</b>	<b>10.4</b>
Taxes	149,606.1	69.9	165,164.9	72.6	15,558.8	10.4
Sales of Assets & Services	5,255.2	2.5	5,366.2	2.4	111.0	2.1
State Enterprises	6,905.0	3.2	8,305.9	3.6	1,400.9	20.3
Others	6,333.7	2.9	6,633.0	2.9	329.3	0.7
<b>Domestic Borrowing</b>	<b>46,000.0</b>	<b>21.5</b>	<b>42,000.0</b>	<b>18.5</b>	<b>-4,000.0</b>	<b>-8.7</b>
Bank of Thailand	8,700.0	4.1	8,000.0	3.5	-700.0	-8.0
Government Savings Bank	14,000.0	6.5	13,000.0	5.7	-1,000.0	-7.1
Commercial Banks						
Private Institutions						
and Private Individuals	23,300.0	10.9	21,000	9.3	-2,300.0	-9.9
<b>Total</b>	<b>214,100.0</b>	<b>100.0</b>	<b>227,500.0</b>	<b>100.0</b>	<b>13,400.0</b>	<b>6.3</b>

N.B. \* as percentage of the total receipts

*Table II-2*  
*Revenue Estimates by Ministry FY 1987*

(in million baht)

Ministry	Revenue Estimates		+ Increase -Decrease Compared with FY 1986	
	Amount	As percentage of the total	Amount	%
1. Office of The Prime Minister	38.4	0.02	-15.1	-28.2
2. Ministry of Defence	100.5	0.06	-45.4	-31.1
3. Ministry of Finance	165,329.7	89.1	16,503.7	11.1
4. Ministry of Foreign Affairs	450.0	0.2	-50.0	-0.1
5. Ministry of Agriculture and Cooperatives	525.3	0.3	58.5	12.5
6. Ministry of Communications	405.6	0.2	9.8	2.5
7. Ministry of Commerce	563.2	0.3	175.5	45.3
8. Ministry of Interior	3,595.3	1.9	206.8	6.1
9. Ministry of Justice	681.0	0.4	60.6	9.8
10. Ministry of Science, Technology and Energy	86.5	0.05	38.8	81.3
11. Ministry of Education	109.2	0.06	-10.9	-9.1
12. Ministry of Public Health	81.7	0.05	32.6	66.4
13. Ministry of Industry	5,193.7	2.8	-963.1	-15.4
14. Ministry of University Affairs	20.5	0.01	-1.5	-6.8
15. Independent Public Agencies	13.6	0.0	-1.1	-7.5
16. State Enterprises	8,305.8	4.5	1,400.8	20.3
<b>Total</b>	<b>185,500.0</b>	<b>100.0</b>	<b>17,400.0</b>	<b>10.4</b>

ต้นฉบับไม่มีหน้านี้

ต้นฉบับไม่มีหน้านี้

**Table II-5**  
**Estimated and Actual Revenue FY 1978-1985**

(in million baht)

Fiscal Year	Estimated Revenue (1)	Actual Revenue (2)	(2)-(1)
1978	61,973.3	62,142.9	169.6
1979	75,824.7	75,089.8	-734.9
1980	93,835.5	92,689.8	-1,145.7
1981	114,721.3	110,486.0	-4,235.3
1982	120,930.2	113,654.1	-7,276.1
1983	150,044.6	137,450.9	-12,593.7
1984	156,000.0	148,821.1	-7,178.9
1985	162,000.0	162,210.2	210.2

N.B. (1) Revised estimates.

**Table II-6**  
**Estimated and Actual Taxes Collection FY 1981-1985**

(in million baht)

Fiscal Year	Estimated Taxes Collection (1)	Actual Taxes Collection (2)	(2) as percentage of (1)
1981	100,326.2	95,927.7	95.6
1982	106,277.9	100,393.2	94.5
1983	126,890.5	120,339.9	94.8
1984	137,226.4	131,508.5	95.8
1985	145,540.3	141,922.8	97.5

N.B. (1) Revised estimates.

*Table II-7*  
*Taxes Revenue Collected by Departments*  
*FY 1983-1987*

(in million baht)

Fiscal Year Departments	1983		1984		1985		1986		1987	
	Amount	%	Amount	%	Amount	%	Amount	%	Amount	%
The Revenue Department	53,294.0	44.3	62,922.1	47.8	67,489.1	47.6	67,593.0	45.2	73,600.0	44.6
The Customs Department	28,210.1	23.4	33,121.0	25.2	32,284.4	22.7	31,750.0	21.2	34,150.0	20.7
The Excise Department	35,807.9	29.8	32,415.6	24.6	37,916.5	26.7	45,987.8	30.7	53,850.6	32.6
Department of Mineral Resources	2,240.0	1.9	2,344.5	1.9	3,532.9	2.5	3,521.0	2.4	2,674.8	1.6
The Police Department	526.4	0.4	519.9	0.4	377.2	0.3	381.4	0.3	429.9	0.3
The Royal Forest Department	106.4	0.1	124.9	0.1	125.2	0.1	161.0	0.1	239.1	0.1
Others	155.1	0.1	60.5	0.0	197.5	0.1	211.9	0.1	220.5	0.1
<b>Total</b>	<b>120,339.9</b>	<b>100.0</b>	<b>131,508.5</b>	<b>100.0</b>	<b>141,922.8</b>	<b>100.0</b>	<b>143,606.1</b>	<b>100.0</b>	<b>165,164.9</b>	<b>100.0</b>

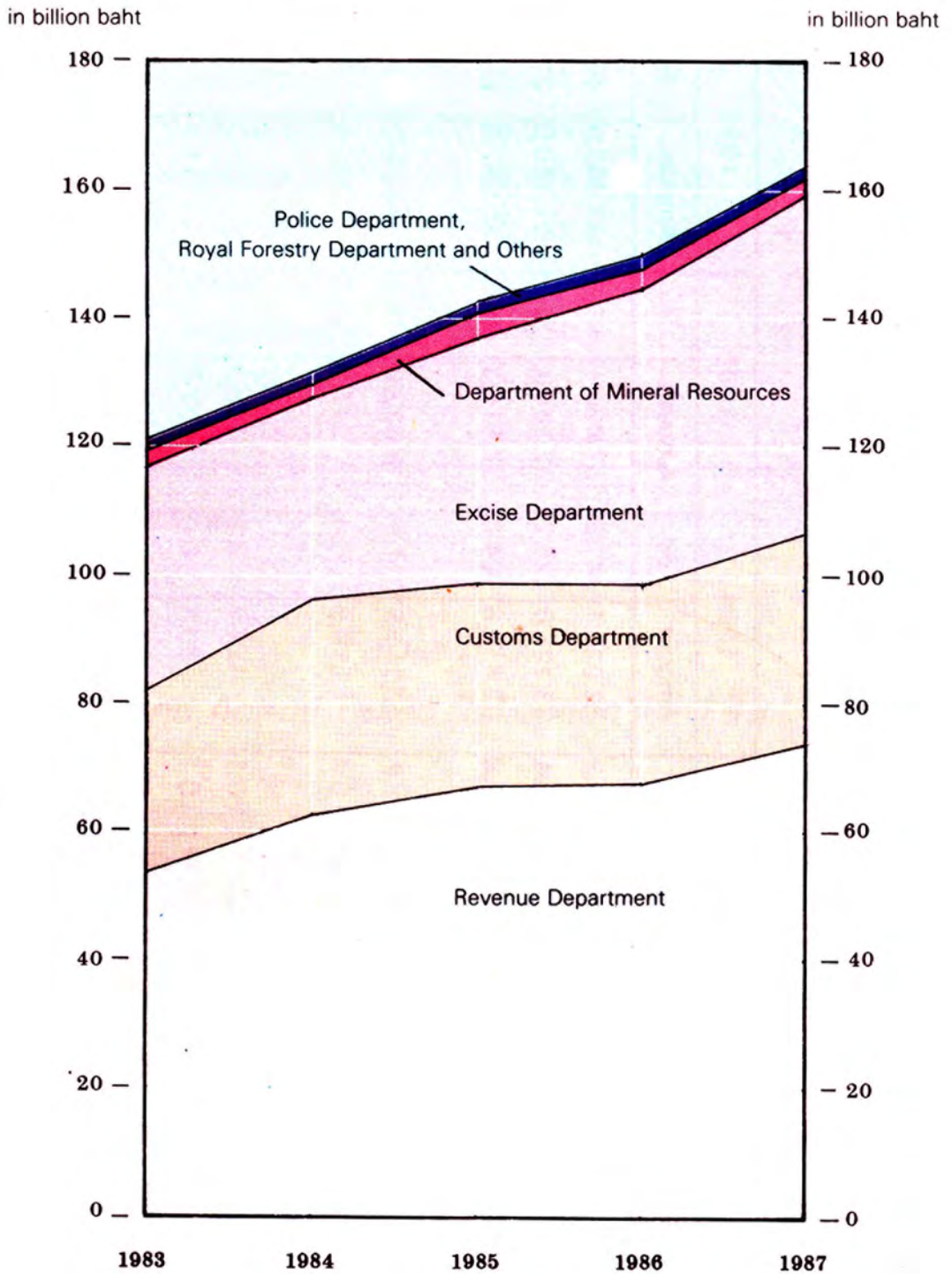
N.B. 1. Figures for 1983-1985 are actual

2. Figures for 1986 are revised estimates

3. Figures for 1987 are estimates

## Taxes Revenue Fy 1983-1987

### Collected by Department



*Table II-8*  
*Government Revenue and Gross Domestic Product*

(in million baht)

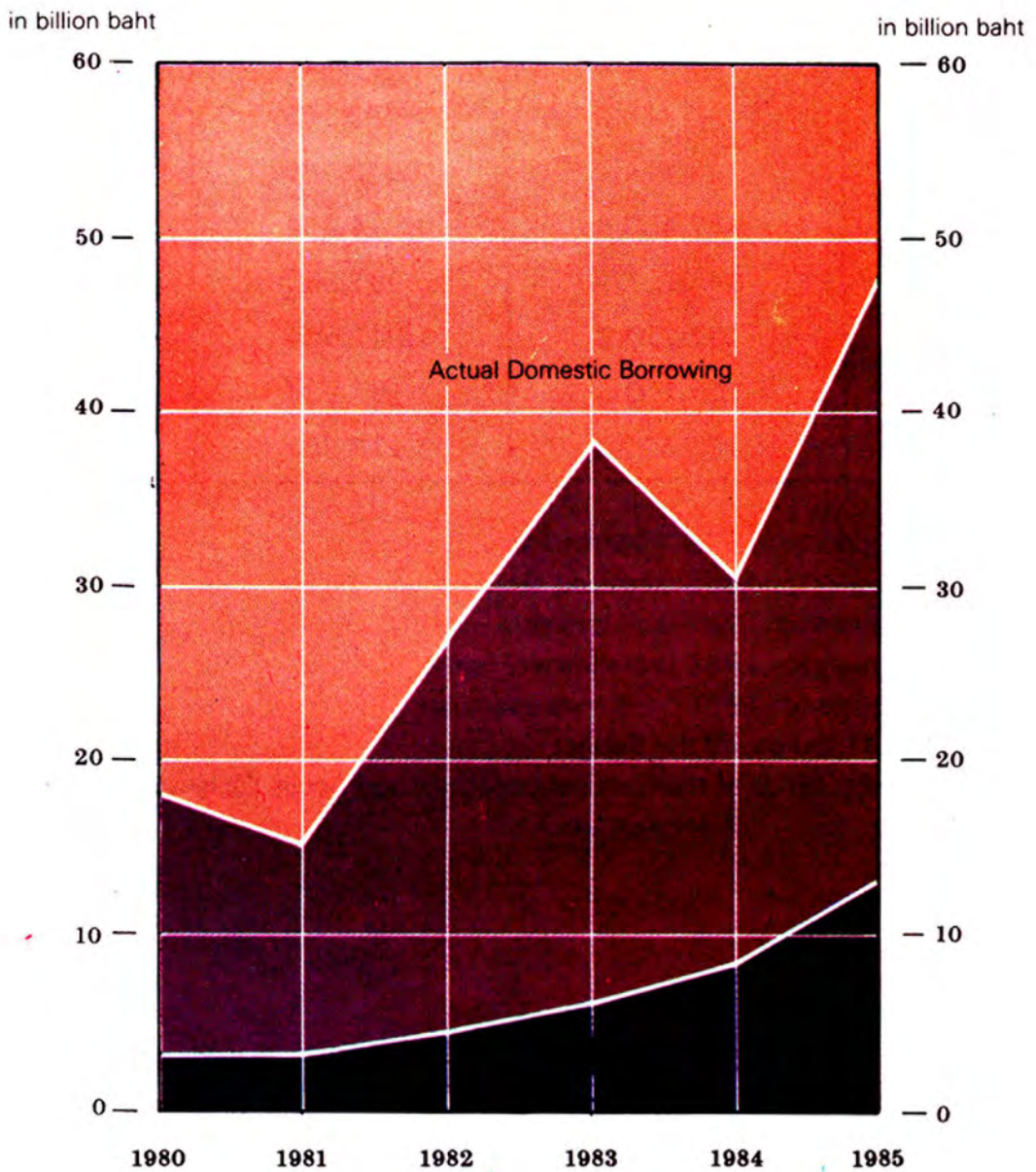
Fiscal Year	Government Revenue (1)	GDP Current Prices (2)	(1) As percentage of (2)
1978	62,142.9	469,952	13.2
1979	75,089.8	556,240	13.5
1980	92,689.8	684,930	13.5
1981	110,486.0	786,166	14.1
1982	113,654.1	846,136	13.4
1983	137,450.9	924,254	14.9
1984	148,821.1	991,559	15.0
1985	162,210.2	1,047,564	15.5
1986	168,100.0	1,197,934	14.0
1987	185,500.0	1,273,801	14.6

**N.B.** (1) Figures for 1978-1985 are actual  
 Figures for 1986 is revised estimate  
 Figures for 1987 is an estimate  
 (2) Figures for 1985 is preliminary figure  
 Figures for 1986-1987 are estimates

**Sources** : (1) Bureau of the Budget  
 (2) Office of the National Economic and Social Development Board

# Actual Domestic Borrowing and Principal Repayment

Fy 1980-1985



*Table II-9*  
*Domestic Borrowing for Financing Budget Deficit*

(in million baht)

<b>Fiscal Year</b>	<b>Budget Appropriation</b>	<b>Legitimate Maximum<sup>1</sup> Domestic Borrowing</b>	<b>Proposed Domestic Borrowing</b>
1978	81,000.0	19,562.2	16,800
1979	92,000.0	20,099.1	16,700
1980	114,556.5	24,403.9	17,500
1981	140,000.0	30,722.5	16,000
1982	161,000.0	35,863.0	19,000
1983	177,000.0	40,357.4	24,000
1984	192,000.0	45,130.2	30,000
1985	213,000.0	53,173.3	35,000
1986	218,000.0	54,666.6	33,000
1987	227,500.0	57,900.0	42,000

<sup>1</sup> Domestic Borrowing in each fiscal year for financing budget deficit will not exceed.

- N.B.** 1. 20 percent of the total budget, and  
2. 80 percent of the principal repayment

*Table II-10*  
*Actual Domestic Borrowing and Principal Repayment*  
*FY 1978-1985*

(in million baht)

Fiscal year	Actual Domestic Borrowing (1)	Principal Repayment (2)	(1)-(2)
1978	16,124.0	4,124.8	11,999.2
1979	13,428.8	2,125.6	11,303.2
1980	17,499.9	3,168.5	14,331.4
1981	14,682.2	3,233.0	11,449.2
1982	26,421.9	4,578.4	21,843.5
1983	37,682.1	6,051.8	31,630.3
1984	30,000.0	8,507.9	21,492.1
1985	47,000.0	12,766.3	34,233.7

**Source :** Comptroller General's Department

# **PART III**

## **BUDGET EXPENDITURES**

---

### **1. The Programme Classification of the Budget.**

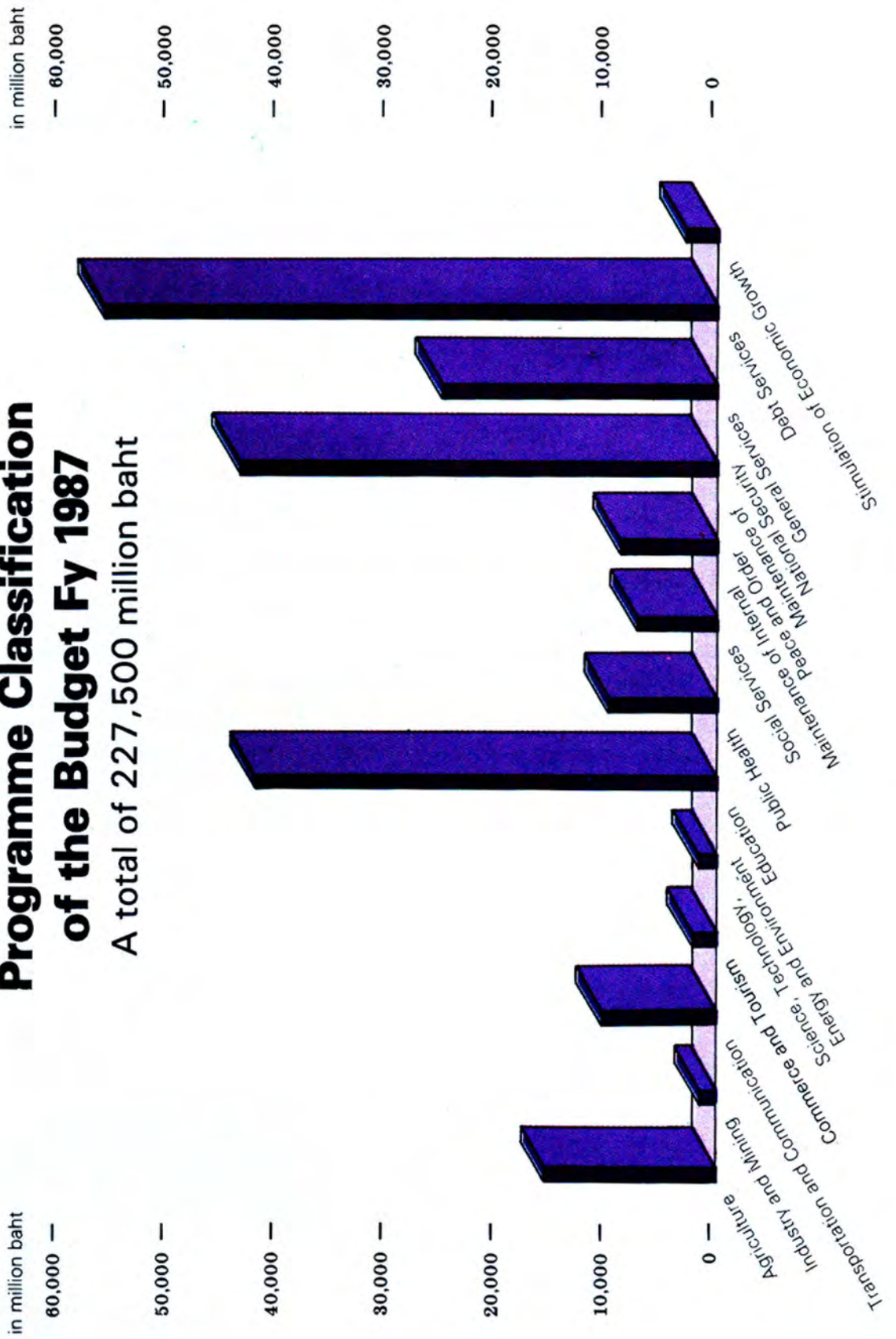
At the Sector level, the programme structure consists of 13 sectors. They are :

1. Agriculture
2. Industry and Mining
3. Transportation and Communication
4. Commerce and Tourism
5. Science, Technology, Energy and Environment
6. Education
7. Public Health
8. Social Services
9. Maintenance of National Security
10. Maintenance of Internal Peace and Order
11. General Services
12. Debt Services
13. Stimulation of Economic Growth

The programme classification of the Fy 1987 budget will be presented in the following tables.

# Programme Classification of the Budget FY 1987

A total of 227,500 million baht





Sector/Sub-Sector/Programme	Appropriation	
	1986	1987
<i>1.3 Sub-Sector : Livestock</i>	792.2 (775.1)	842.5
1.3.1 Programme : Livestock Administration	178.4 (174.1)	217.3
1.3.2 Programme : Livestock Research	39.2 (38.4)	45.6
1.3.3 Programme : Livestock Extension	411.1 (402.2)	359.2
1.3.4 Programme : Livestock Disease Control	163.5 (160.4)	220.4
<i>1.4 Sub-Sector : Fisheries</i>	686.7 (676.8)	671.9
1.4.1 Programme : Fisheries Administration	116 (116.5)	125.2
1.4.2 Programme : Fisheries Research	82.7 (81.5)	87.8
1.4.3 Programme : Fisheries Extension	460.4 (452.5)	406.5
1.4.4 Programme : Fisheries Preservation	26.8 (26.3)	52.4
<i>1.5 Sub-Sector : Forestry</i>	1,355.4 (1,338.6)	1,346.1
1.5.1 Programme : Forestry Administration	361.7 (358.3)	359.1
1.5.2 Programme : Forestry Research	86.0 (85.1)	87.6
1.5.3 Programme : Forestry Preservation	907.7 (895.2)	899.4
<i>1.6 Sub-Sector : Water Resources for Agriculture</i>	9,475.7 (9,382.2)	9,113.2
1.6.1 Programme : Water Resources for Agriculture Administration	2,544.3 (2,542.0)	2,645.3
1.6.2 Programme : Water Resources for Agricultural Development	6,931.4 (6,840.2)	6,467.9



Sector/Sub-Sector/Programme	Appropriation	
	1986	1987
3.2.2 Programme : Special Highway Construction	189.9 (149.1)	195.7
3.2.3 Programme : National Highway Construction	1,559.8	1,454.1
3.2.4 Programme : Provincial Highway Construction	2,585.2 (2,475.3)	2,101.9
3.2.5 Programme : Local and Rural Road Construction	760.8 (744.3)	281.3
3.2.6 Programme : Inner and Outer Bangkok Metropolitan Highway and Bridge Construction	322.3	274.2
3.2.7 Programme : Road and Bridge Maintenance	2,525.1 (2,519.6)	2,546.0
3.2.8 Programme : Railway Development	77.7	705.8
<b>3.3 Sub-Sector : Water Transportation</b>	<b>478.4 (463.9)</b>	<b>461.3</b>
3.3.1 Programme : Water Transportation Administration	80.7 (78.9)	81.3
3.3.2 Programme : Domestic Water Transportation Development	156.0 (144.2)	131.4
3.3.3 Programme : Coastal Transportation Development	118.5 (118.1)	95.5
3.3.4 Programme : International Water Transportation Development and Marine Merchant Promotion.	123.2 (122.7)	153.1

Sector/Sub-Sector/Programme	Appropriation	
	1986	1987
<i>3.4 Sub-Sector : Air Transportation</i>	288.6 (276.3)	307.5
3.4.1 Programme : Air Transportation Administration	99.8 (98.5)	106.7
3.4.2 Programme : Airport Development	78.2 (68.4)	94.6
3.4.3 Programme : Aviation Safety and Efficiency Improvement	71.9 (71.1)	71.2
3.4.4 Programme : Aviation Personnel Development	38.7 (38.3)	35.0
<i>3.5 Sub-Sector : Communication</i>	46.9 (46.8)	45.8
3.5.1 Programme : Communication Administration	46.9 (46.8)	45.8
<b>4. Sector : Commerce and Tourism</b>	<b>787.1</b> (780.3)	<b>989.5</b>
<i>4.1 Sub-Sector : Commercial Administration</i>	221.9 (219.4)	218.1
4.1.1 Programme : Commercial Administration	221.9 (219.4)	218.1
<i>4.2 Sub-Sector : Domestic Trade</i>	66.0 (65.7)	91.6
4.2.1 Programme : Domestic Trade	66.0 (65.7)	91.6
<i>4.3 Sub-Sector : Foreign Trade</i>	265.9 (262.1)	295.4
4.3.1 Programme : Foreign Trade	60.6 (60.1)	63.5
4.3.2 Programme : Foreign Marketing Promotion	205.3 (202.0)	231.9
<i>4.4 Sub-Sector : Income from Tourism Promotion</i>	233.3 (233.1)	384.4

Sector/Sub-Sector/Programme	Appropriation	
	1986	1987
4.4.1 Programme : Tourism Administration	23.5 (23.5)	25.1
4.4.2 Programme : Tourism Development	209.8 (209.6)	359.3
<b>5. Sector : Science, Technology, Energy and Environment</b>	<b>983.5</b> <b>(975.3)</b>	<b>810.6</b>
<i>5.1 Sub-Sector : Science and Technology Development to Improve Production Efficiency</i>		
5.1.1 Programme : Science and Technology Development Administration	301.4 (298.1)	346.1
5.1.2 Programme : Strengthening Scientific and Technological Capability	98.6 (95.4)	104.8
5.1.3 Programme : Science and Technology Research Development	79.0 (78.9)	84.0
5.2 Sub-Sector : Energy Development	123.8	157.3
5.2.1 Programme : Energy Development Administration	609.4 (605.4)	368.7
5.2.2 Programme : Other Sources of Energy Development for Oil Substitution	50.0 (49.9)	117.9
5.2.3 Programme : Atomic Energy for Peace	529.7 (526.3)	204.7
5.2.4 Programme : Petroleum Production	20.7	36.4
5.3 Sub-Sector : Environment Development	9.0 (8.6)	9.6
	72.7 (71.9)	95.8

Sector/Sub-Sector/Programme	Appropriation	
	1986	1987
5.3.1 Programme : Environment Development Administration	21.7 (21.4)	22.8
5.3.2 Programme : Environment Quality Control	25.5 (25.2)	48.6
5.3.3 Programme : Pollution Control	23.1 (23.0)	23.0
5.3.4 Programme : Population Diversification Study	2.4	1.4
<b>6. Sector : Education</b>	<b>41,424.9</b> (41,012.4)	<b>42,771.9</b>
<i>6.1 Sub-Sector : Education Administration</i>	<i>2,936.9</i> (2,897.6)	<i>3,047.4</i>
6.1.1 Programme : General Education Administration	362.9 (360.9)	387.2
6.1.2 Programme : Primary Education Administration	837.1 (828.3)	877.6
6.1.3 Programme : Secondary Education Administration	74.5 (73.9)	86.9
6.1.4 Programme : Vocational Education Administration	70.2	41.0
6.1.5 Programme : Teacher Education Administration	27.8 (27.5)	10.5
6.1.6 Programme : Non-Formal Education Administration	267.9 (265.4)	289.4
6.1.7 Programme : Religious Art and Cultural Administration	39.5 (38.9)	43.7

Sector/Sub-Sector/Programme	Appropriation	
	1986	1987
6.1.8 Programme : Higher Education Administration	1,257.1 (1,232.5)	1,311.1
6.2 Sub-Sector : Education Service	34,277.5 (33,979.1)	35,469.3
6.2.1 Programme : Pre-Primary Education Service	10.0	12.0
6.2.2 Programme : Primary Education Service	21,823.5	22,777.2
6.2.3 Programme : Secondary Education Service	6,567.1 (6,511.5)	6,779.0
6.2.4 Programme : Vocational Education Service	2,478.8 (2,412.5)	2,513.1
6.2.5 Programme : Teacher Education Service	839.0 (834.9)	207.6
6.2.6 Programme : Non-Formal Education Service	246.4 (240.5)	212.9
6.2.7 Programme : Higher Education Service	2,312.7 (2,289.9)	2,967.5
6.3 Sub-Sector : Educational Quality Improvement	2,524.9 (2,479.8)	2,563.8
6.3.1 Programme : General Educational Quality Improvement	216.5 (206.0)	221.1
6.3.2 Programme : Primary Educational Quality Improvement	595.6 (592.5)	671.4
6.3.3 Programme : Secondary Educational Quality Improvement	886.3 (875.4)	889.2
6.3.4 Programme : Vocational Educational Quality Improvement	157.6 (155.9)	96.1

Sector/Sub-Sector/Programme	Appropriation	
	1986	1987
6.3.5 Programme : Teacher Educational Quality Improvement	29.7 (28.0)	—
6.3.6 Programme : Non-Formal Educational Quality Improvement	138.7 (126.9)	151.8
6.3.7 Programme : Higher Educational Quality Improvement	395.7 (390.8)	445.9
6.3.8 Programme : Health Promotion	104.8 (104.4)	88.3
6.4 Sub-Sector : <i>Fine Arts, Cultural and Behavioural Study Promotion</i>	515.1 (509.0)	538.5
6.4.1 Programme : Behavioural Study Promotion	47.2 (47.0)	43.3
6.4.2 Programme : Religion, Fine Arts and Cultural Promotion	467.9 (462.0)	495.2
6.5 Sub-Sector : <i>Research</i>	153.6 (151.7)	168.6
6.5.1 Programme : Research for Higher Education	153.6 (151.7)	168.6
6.6 Sub-Sector : <i>Academic Service for Public</i>	919.7 (903.4)	879.9
6.6.1 Programme : Academic Service for Public	919.7 (903.4)	879.9
6.7 Sub-Sector : <i>Student Affairs</i>	97.2 (91.8)	104.4
6.7.1 Programme : Student Affairs	97.2 (91.8)	104.4
<b>7. Sector : Public Health</b>	<b>9,926.3</b> (9,762.3)	<b>10,051.1</b>
7.1 Sub-Sector : <i>Public Health Administration</i>	228.4 (222.8)	229.5

Sector/Sub-Sector/Programme	Appropriation	
	1986	1987
7.1.1 Programme : Public Health Administration	228.4 (222.8)	229.5
7.2 Sub-Sector : Public Health Service	8,172.8 (8,027.0)	8,280.2
7.2.1 Programme : Public Health Service	7,768.6 (7,634.1)	7,911.6
7.2.2 Programme : Health Manpower Production and Development	349.2 (340.2)	332.5
7.2.3 Programme : Public Health Laboratory Development	46.2 (43.9)	24.6
7.2.4 Programme : Drug and Biological Product	8.8	11.5
7.3 Sub-Sector : People Participation in Primary Health Care	98.6 (95.7)	97.9
7.3.1 Programme : Primary Health Care	79.4 (76.9)	78.6
7.3.2 Programme : Health Education	19.2 (18.8)	19.3
7.4 Sub-Sector : Disease Prevention and Health Promotion	1,360.7 (1,351.0)	1,375.6
7.4.1 Programme : Non-Communicable Disease Control	—	0.7
7.4.2 Programme : Communicable Disease Control	698.3 (691.4)	699.5
7.4.3 Programme : Nutrition Promotion	56.4 (56.3)	43.2
7.4.4 Programme : Family Health Care	396.4 (393.8)	418.8
7.4.5 Programme : Dental Health	18.5	18.6

Sector/Sub-Sector/Programme	Appropriation	
	1986	1987
7.4.6 Programme : Sanitation Promotion	185.4 (185.2)	172.8
7.4.7 Programme : Occupational Health	5.7	6.3
7.4.8 Programme : Health Research	—	15.8
7.5 Sub-Sector : Consumers Protection	65.8 (65.7)	67.9
7.5.1 Programme : Consumers Protection	65.8 (65.7)	67.9
<b>8. Sector : Social Services</b>	<b>7,148.8</b> <b>(7,088.7)</b>	<b>8,478.1</b>
8.1 Sub-Sector : Social and Public Welfare	363.4 (361.7)	373.7
8.1.1 Programme : Social and Public Welfare Administration	47.9 (47.5)	49.3
8.1.2 Programme : Social and Public Welfare	315.5 (314.2)	324.4
8.2 Sub-Sector : Social Service and Development	5,856.4 (5,802.5)	6,704.8
8.2.1 Programme : Rural Development	5,556.4 (5,510.9)	6,437.9
8.2.2 Programme : Land Resettlement Development and Occupation Promotion	300.0 (291.6)	266.9
8.3 Sub-Sector : Special Target Group Development	420.0 (416.2)	426.7
8.3.1 Programme : Child and Youth Development	55.5 (54.6)	46.4
8.3.2 Programme : Women Development	5.5	5.5
8.3.3 Programme : Hill Tribes Development	119.0 (116.3)	124.5

Sector/Sub-Sector/Programme	Appropriation	
	1986	1987
8.3.4 Programme : Labour Welfare Administration and Development	240.0 (239.7)	250.3
<i>8.4 Sub-Sector : Urban and Environment Development and Basic Service</i>	<i>509.0 (508.3)</i>	<i>972.9</i>
8.4.1 Programme : Urban Development	48.1 (48.0)	301.3
8.4.2 Programme : City Planning and Public Utilities	342.7 (342.2)	520.5
8.4.3 Programme : Sports and Recreation Promotion	118.2	151.1
<b>9. Sector : Maintenance of National Security</b>	<b>45,135.6 (44,619.9)</b>	<b>44,878.3</b>
<i>9.1 Sub-Sector : Defence</i>	<i>39,266.2 (38,866.2)</i>	<i>39,155.5</i>
9.1.1 Programme : General Administration	24,473.5 (24,079.8)	24,313.4
9.1.2 Programme : Defence	14,792.7 (14,786.4)	14,842.1
<i>9.2 Sub-Sector : Internal Security</i>	<i>4,795.3 (4,685.0)</i>	<i>4,619.4</i>
9.2.1 Programme : Internal Security	4,795.3 (4,685.0)	4,619.4
<i>9.3 Sub-Sector : Security Affair</i>	<i>1,074.1 (1,068.8)</i>	<i>1,103.4</i>
9.3.1 Programme : Security Affair	1,074.1 (1,068.8)	1,103.4
<b>10. Sector : Maintenance of Internal Peace and Order</b>	<b>8,963.2 (8,803.9)</b>	<b>9,086.1</b>
<i>10.1 Sub-Sector : Justice</i>	<i>1,801.7 (1,774.6)</i>	<i>1,809.0</i>
10.1.1 Programme : Judicial Administration	1,801.7 (1,774.6)	1,809.0



Sector/Sub-sector/Programme	Appropriation	
	1986	1987
<b>13. Sector : Stimulation of Economic Growth</b>	—	1,500.0
<i>13.1 Sub-Sector : Stimulation of Economic Growth</i>	—	1,500.0
13.1.1 Programme : Stimulation of Economic Growth	—	1,500.0

**N.B.** Figures in the brackets are revised budget.

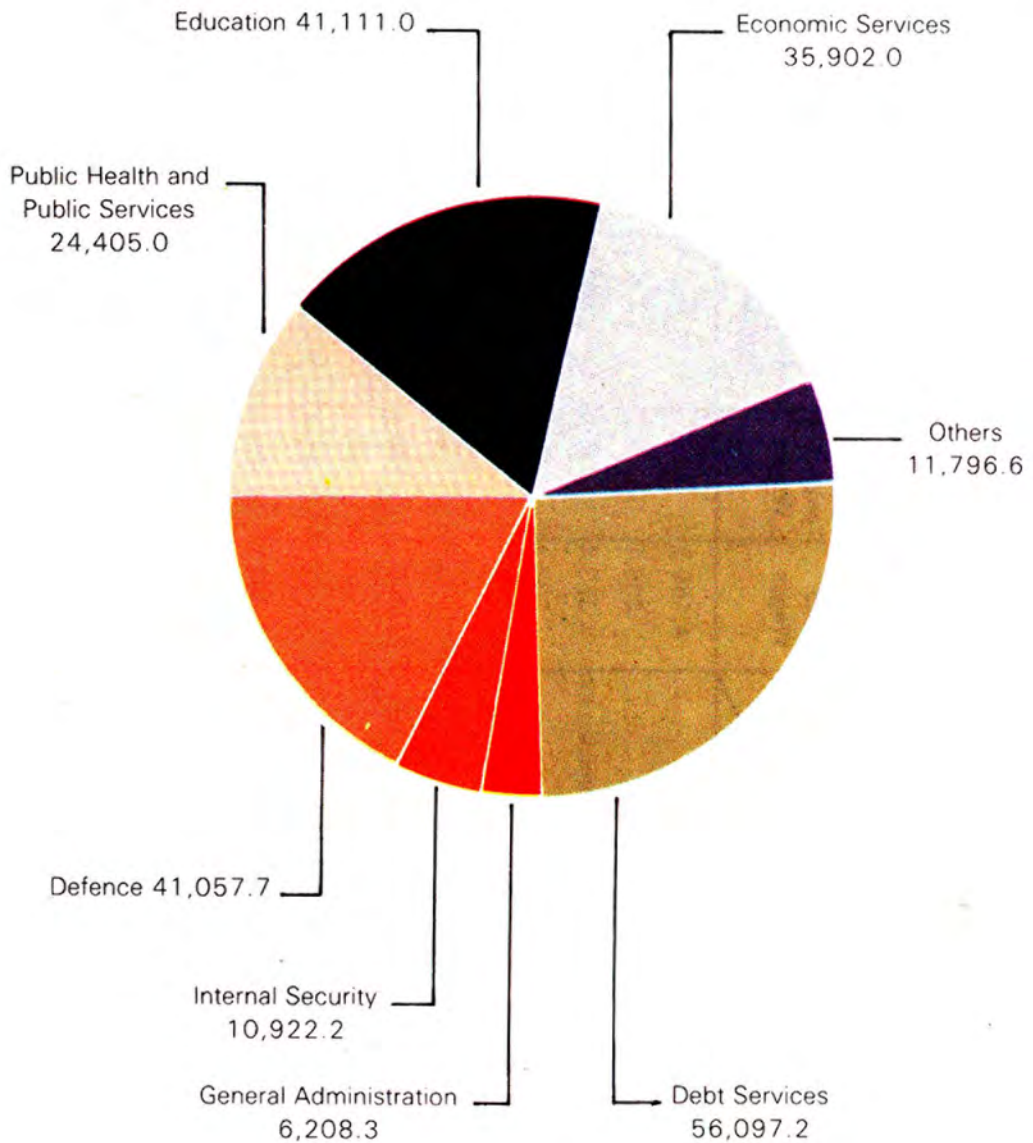
**Table III-2**  
**Budget Appropriations by Sector and Objects of Expenditures**  
**FY 1987**

(in million baht)

Objects of Expenditures Sector	Salaries and Wages	Temporary Wages	Remuneration Services other than Personal and Supplies	Public Utilities	Equipments Properties and Construction	Subsidies	Others	Total
Agriculture	4,769.2	480.1	1,997.4	16.5	7,782.2	74.9	1,238.7	16,504.0
Industry and Mining	286.1	8.7	111.2	15.5	33.6	37.1	194.4	686.9
Transportation and Communication	1,353.4	26.9	369.6	45.1	6,821.2	1,104.9	652.0	10,373.7
Commerce and Tourism	290.1	30.0	161.0	26.0	32.2	385.3	64.0	989.5
Science, Technology, Energy and Environment	19.3	8.3	61.6	12.9	241.1	115.0	176.4	810.6
Education	30,385.5	38.4	3,229.8	525.6	5,538.8	2,078.0	973.8	42,771.9
Public Health	5,254.1	20.3	2,339.1	295.4	1,180.0	946.3	15.9	10,051.1
Social Services	1,290.7	42.0	632.9	51.7	1,738.2	859.0	3,863.6	8,478.1
Maintenance of National Security	13,494.5	106.3	10,713.4	828.0	2,247.2	512.3	15,976.6	44,878.3
Maintenance of Internal Peace and Order	5,269.7	3.5	2,514.9	169.5	906.7	28.5	193.3	9,086.1
General Services	3,604.5	82.3	2,247.5	187.8	409.3	1,028.6	17,712.6	25,272.6
Debt Services	—	—	—	—	—	—	56,097.2	56,097.2
Stimulation of Economic Growth	—	—	—	—	—	—	1,500.0	1,500.0
<b>Total</b>	<b>66,195.1</b>	<b>846.8</b>	<b>25,378.4</b>	<b>2,320.8</b>	<b>26,930.5</b>	<b>7,169.9</b>	<b>98,658.5</b>	<b>227,500.0</b>

# Budget Expenditures Classified by Function

Fy 1987



## 2. The Functional and Economic Classification of the Budget

2.1 The Functional Classification deals primarily with the classification of Government expenditure by purposes or by types of services provided which are significant to the analysis of the allocation of government resources. The Functional Classification traditionally utilized by the Budget Bureau based on the UN classification. It can be classified into 8 functions as follows :

1. Economic Services
2. Education
3. Public Health and Public Services
4. Defence
5. Internal Security
6. General Administration
7. Debt Services
8. Miscellaneous and Unclassified Items.

A total budget of 227,500 million baht for fiscal year 1987 is categorized into the following functional classification :

**Table III-3**  
**Budget Expenditures Classified by Function**  
**FY 1986 - 1987**

(in million baht)

Function	1986	1987	+ Increase -Decrease	
			Amount	%
<b>Economic Services</b>	<b>34,197.6</b> <i>(33,648.1)</i>	<b>35,902.0</b>	<b>1,704.4</b> <i>(2,253.9)</i>	<b>5.0</b> <i>(1.7)</i>
— Agricultural	16,963.7 <i>(16,737.5)</i>	16,754.2	-211.5 <i>(16.7)</i>	-1.2 <i>(0.1)</i>
— Fuel and Power	543.2 <i>(539.8)</i>	310.4	-232.8 <i>(-229.4)</i>	-42.9 <i>(-42.5)</i>
— Industry and Mining	947.2 <i>(895.7)</i>	897.0	-50.2 <i>(1.3)</i>	-5.3 <i>(0.1)</i>
— Transportation and Communication	11,510.9 <i>(11,248.7)</i>	11,876.5	365.6 <i>(627.8)</i>	3.2 <i>(5.6)</i>

Function	1986	1987	+ Increase -Decrease	
			Amount	%
— Miscellaneous Economic Services	4,232.6 (4,226.4)	4,563.9	331.3 (337.5)	7.8 (8.0)
— Stimulation of Economic Growth	—	1,500.0	1,500.0	100.0
<b>Education</b>	<b>39,822.5</b> (39,438.7)	<b>41,111.0</b>	<b>1,288.5</b> (1,672.3)	<b>3.2</b> (4.2)
<b>Public Health and Public Services</b>	<b>23,666.8</b> (23,338.3)	<b>24,405.0</b>	<b>738.2</b> (1,066.7)	<b>3.1</b> (4.6)
— Public Health	10,272.5 (10,093.6)	10,474.4	201.9 (380.8)	2.0 (3.8)
— Social Security and Welfare	6,027.6 (6,017.9)	6,401.6	374.0 (383.7)	6.2 (6.4)
— Community Services	6,329.6 (6,197.6)	6,161.9	-167.7 (-35.7)	-2.7 (-0.6)
-- Other Social Services	1,037.0 (1,029.2)	1,367.1	330.1 (337.9)	31.8 (32.8)
<b>Defence</b>	<b>41,257.3</b> (40,813.9)	<b>41,057.7</b>	<b>-199.6</b> (243.8)	<b>-0.5</b> (0.6)
<b>Internal Security</b>	<b>10,820.9</b> (10,616.8)	<b>10,922.2</b>	<b>101.3</b> (305.4)	<b>0.9</b> (2.9)
<b>General Administration</b>	<b>5,789.4</b> (5,745.6)	<b>6,208.3</b>	<b>418.9</b> (462.7)	<b>7.2</b> (8.1)
<b>Debt Services</b>	<b>50,935.0</b> (46,835.0)	<b>56,097.2</b>	<b>5,162.2</b> (9,262.2)	<b>10.1</b> (19.8)
<b>Miscellaneous and Unclassified Items</b>	<b>11,510.5</b> (11,213.7)	<b>11,796.6</b>	<b>286.1</b> (582.9)	<b>2.5</b> (5.2)
<b>Total</b>	<b>218,000.0</b> (211,650.0)	<b>227,500.0</b>	<b>9,500.0</b> (15,850.0)	<b>4.4</b> (7.5)

N.B. Figures in the brackets are revised budget.

## Economic Services

In FY 1987 the government allocates 35,902.0 million baht for economic services or 15.8 percent of the total budget. This includes capital expenditures of 23,906.0 million baht and current expenditures of 11,996.0 million baht.

Distribution of the economic services is the following :

### 1. Agriculture and Non - Mineral Resources

Agriculture and non-mineral resources have been allocated 16,754.2 million baht, representing 46.7 percent of the total economic services budget. This amount will be spent on administration, research, fisheries, forestry, and agriculture which includes irrigation, water resources, livestock, and land settlement.

### 2. Transport, Storage and Communication

Transport, storage and communication receive 11,876.5 million baht/equivalent to 33.0 percent of total economic services. They are for administration, increased efficiency in railways, inland water, and air ways and also for roads expansion and maintenance, ports ways construction, maintenance of waterways, including the communication and telecommunication service to ensure synchronization with other related sectoral development.

### 3. Miscellaneous Economic Services

Miscellaneous economic services have been allocated 4,563.9 million baht representing 12.7 percent of the total economic services. Part of the budget are for promotion and expansion of internal trade as well as foreign trade, the rest are for administration and promotion of domestic tourism, including expenditure under rural employment generation programme and provincial development programme.

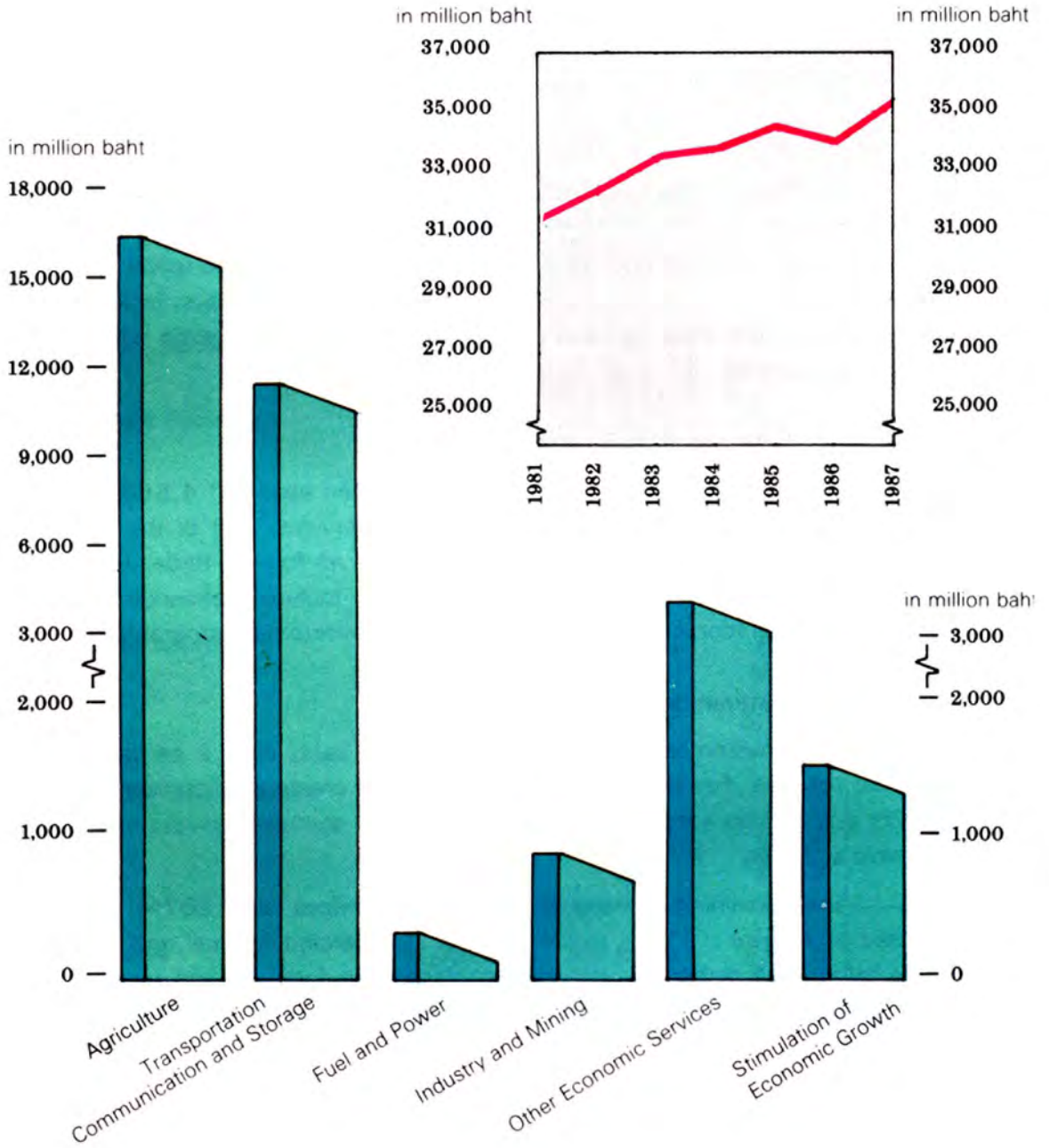
### 4. Stimulation of Economic Growth

The government allocates 1,500 million baht, or 4.2 percent of the total economic services. For short term projects that will create employment, increase productivity and foreign exchange earnings in order to stimulate private investment, and economic activities.

The remaining amount for economic services of 1,207.4 million baht is allocated as follows : 310.4 million baht or 0.9 percent for fuel and power, 897.0 million baht or 2.5 percent for mineral resources, manufacturing and construction.

# Economic Services

Fy 1987 Total 35,902.0 million baht



*Table III-4*  
*Appropriation for Economic Services*  
*Fy 1985-1987*

(in million baht)

	1985	1986	1987
<b>1. Agriculture and Non-Mineral Resources</b>	<b>17,567.5</b> <i>(17,242.2)</i>	<b>16,963.7</b> <i>(16,737.5)</i>	<b>16,754.2</b>
1.1 Administration	485.0 <i>(477.6)</i>	545.0 <i>(536.8)</i>	438.3
1.2 Agriculture	15,031.3 <i>(14,780.3)</i>	14,376.6 <i>(14,185.3)</i>	14,197.8
1.3 Forestry	1,251.3 <i>(1,218.0)</i>	1,239.2 <i>(1,224.8)</i>	1,228.4
1.4 Fisheries and Nature Conservation	799.9 <i>(766.3)</i>	802.9 <i>(790.6)</i>	789.7
<b>2. Transportation, Communication and Storage</b>	<b>12,144.8</b> <i>(11,609.7)</i>	<b>11,510.9</b> <i>(11,248.7)</i>	<b>11,876.5</b>
2.1 Administration	32.0 <i>(31.3)</i>	47.8 <i>(47.6)</i>	37.9
2.2 Water Transport	75.3 <i>(72.7)</i>	73.4 <i>(71.6)</i>	72.4
2.3 Railway	—	77.7 <i>(77.7)</i>	705.8
2.4 Air Transport	353.1 <i>(337.8)</i>	289.2 <i>(276.9)</i>	308.1
2.5 Other Transport and Warehouse	128.7 <i>(127.2)</i>	129.8 <i>(129.6)</i>	153.2
2.6 Communication	60.4 <i>(57.7)</i>	51.2 <i>(51.1)</i>	47.7
2.7 Roads	11,065.9 <i>(10,607.1)</i>	10,436.9 <i>(10,201.9)</i>	10,162.6
2.8 Waterways	429.4 <i>(375.9)</i>	404.9 <i>(392.3)</i>	388.8
<b>3. Fuel and Power</b>	<b>550.7</b> <i>(533.2)</i>	<b>543.2</b> <i>(539.8)</i>	<b>310.4</b>
3.1 Administration	55.6 <i>(55.3)</i>	53.6 <i>(53.5)</i>	119.6
3.2 Coal and Fuel Surveys	94.9 <i>(90.8)</i>	65.4 <i>(62.6)</i>	44.3
3.3 Electricity and Power	400.2 <i>(387.1)</i>	424.1 <i>(423.7)</i>	146.5

(in million baht)

	1985	1986	1987
<b>4. Mineral Resources, Manufacturing, and Construction</b>	<b>698.4</b> <i>(675.3)</i>	<b>947.2</b> <i>(895.7)</i>	<b>897.0</b>
4.1 Administration	217.4 <i>(213.8)</i>	243.0 <i>(240.0)</i>	268.2
4.2 Mineral Resources Surveys	232.7 <i>(220.2)</i>	233.2 <i>(222.6)</i>	224.1
4.3 Manufacturing	248.3 <i>(241.3)</i>	470.9 <i>(433.1)</i>	404.7
<b>5. Miscellaneous Economic Services</b>	<b>3,846.8</b> <i>(3,836.6)</i>	<b>4,232.6</b> <i>(4,226.4)</i>	<b>4,563.9</b>
5.1 Commerce	276.9 <i>(272.6)</i>	337.4 <i>(333.2)</i>	392.9
5.2 Tourism	219.1 <i>(216.6)</i>	233.3 <i>(233.1)</i>	384.3
5.3 Other Economic Services	3,260.0 <i>(3,258.7)</i>	3,570.0 <i>(3,570.0)</i>	3,697.5
5.4 Others	90.9 <i>(88.7)</i>	91.9 <i>(90.1)</i>	89.2
<b>6. Stimulation of Economic Growth</b>	—	—	<b>1,500.0</b>
<b>Total</b>	<b>34,808.2</b> <i>(33,897.0)</i>	<b>34,197.6</b> <i>(33,648.1)</i>	<b>35,902.0</b>
<b>Percentage of the total budget</b>	<b>16.3</b> <i>(16.2)</i>	<b>15.7</b> <i>(15.9)</i>	<b>15.8</b>

**N.B.** Figures in the brackets are revised budget.

## Education

For FY 1987 education has been allocated 41,111.0 million baht or 18.1 percent of the total budget. Of this amount, 5,722.5 million baht has been set aside for capital expenditures and 35,388.5 million baht earmarked for ongoing recurrent expenditures.

Emphasis is placed on further improving rural vocation; expanding and acceleration compulsory education, improving the quality of primary education, and promoting and organizing various types of non-formal education activities in rural areas. The principal components of the total amount provided for education are, as follows :

### **(1) Administration**

Only 707.5 million baht or 1.7 percent of the allocation is for administering the public education system including expenses of the Office of the National Education Board, and the supervision of Thai students abroad.

### **(2) Elementary Education**

Elementary education has been allocated the largest share of the education budget, 23,780.5 million baht or 57.8 percent. This accords with the Government's policy to emphasize opportunities in the rural areas.

### **(3) Secondary Education**

Secondary education receives 7,755.2 million baht or 18.9 percent of the education budget. This amount is allocated for the operations and management of secondary education up to the pre-university level.

### **(4) Colleges and Universities**

Colleges and universities have been allocated 5,031.5 million baht or 12.2 percent of the education budget.

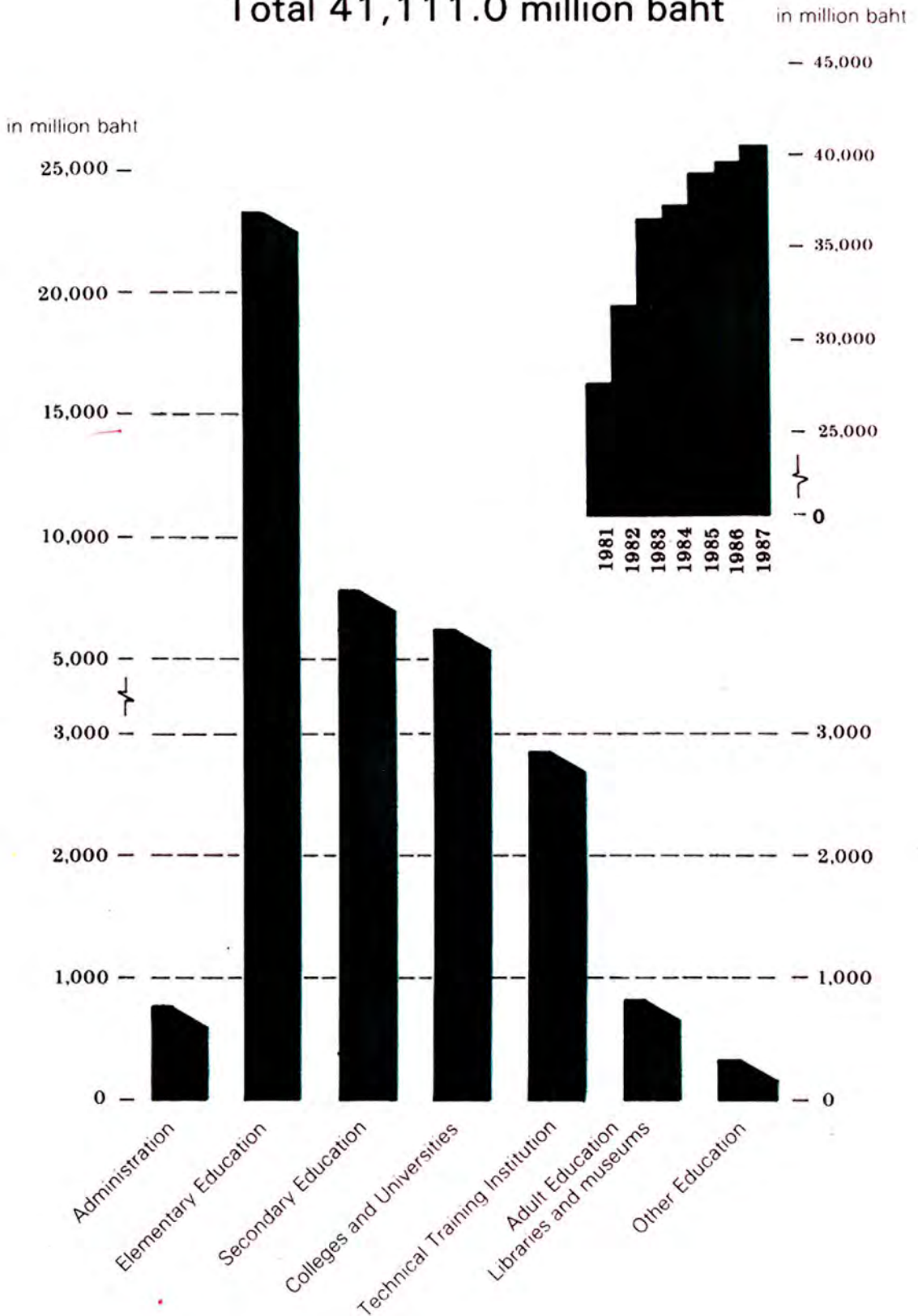
### **(5) Technical Training Institutions**

Technical training institution have been allocated 2,855.8 million baht or 6.9 percent of the education budget. The amount will be used for expanding and improving vocational education to meet the requirements for skilled labourers.

The remaining amount allocated to education 980.5 million baht or 2.4 percent is to support adult education, documentary research, museum activities, maintenance of historical monuments and sites, research and surveys related to educational development programming.

# Education Fy 1987

Total 41,111.0 million baht



*Table III-5*  
*Appropriation for Education Fy 1985-1987*

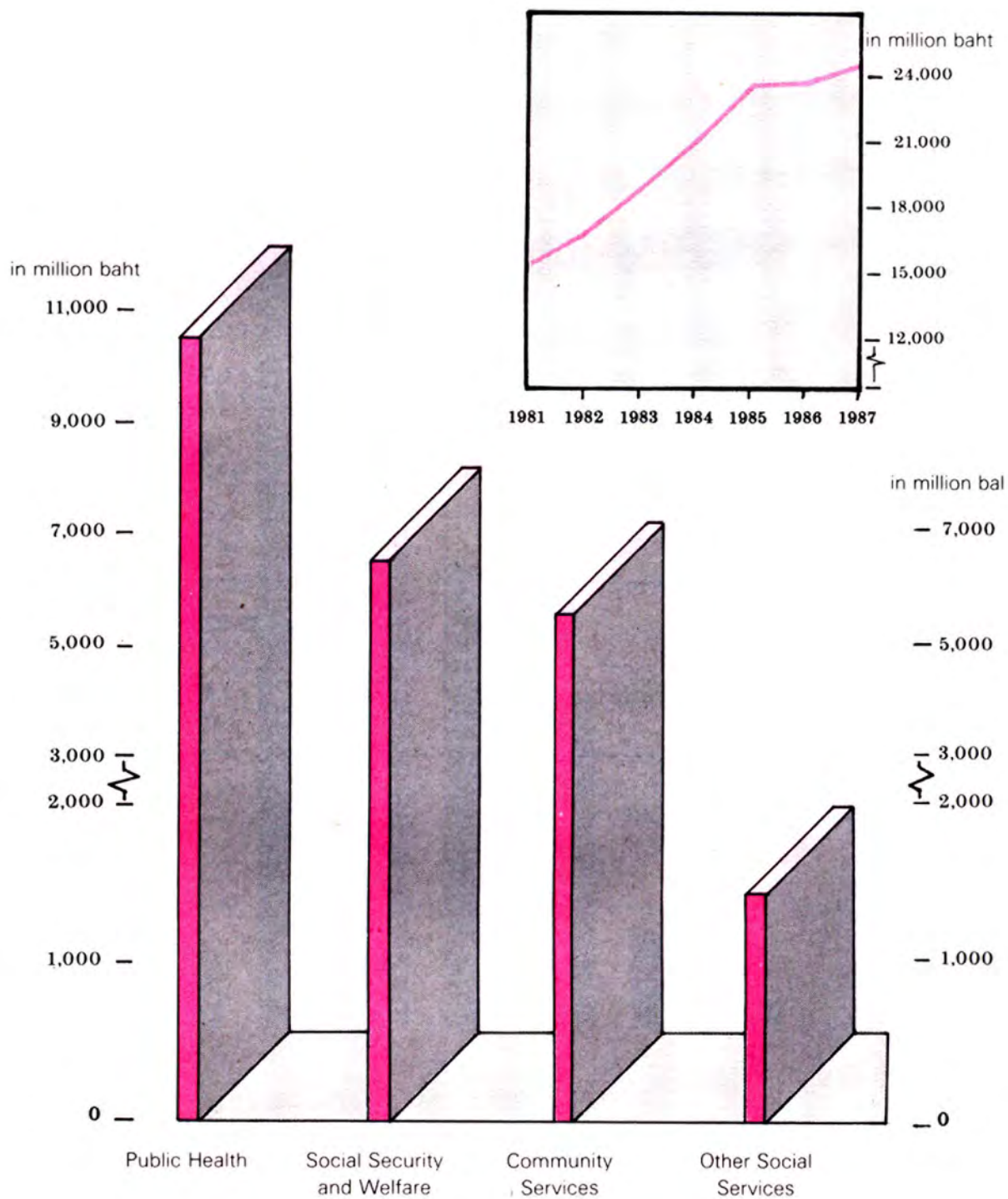
(in million baht)

	1985	1986	1987
1. Administration	670.1 (652.2)	673.8 (661.2)	707.5
2. Elementary Education	22,608.8 (22,004.5)	22,775.1 (22,627.5)	23,780.5
3. Secondary Education	7,439.5 (7,323.0)	7,527.9 (7,460.8)	7,755.2
4. Colleges and Universities	4,159.2 (4,022.9)	4,289.0 (4,228.3)	5,031.5
5. Technical Training Institutions	3,723.1 (3,601.6)	3,593.9 (3,520.2)	2,855.8
6. Adult Education, Library and Museum	736.2 (713.8)	744.6 (725.0)	746.3
7. Other Education	256.5 (247.7)	218.2 (215.7)	234.2
<b>Total</b>	<b>39,593.4</b> (38,565.7)	<b>39,822.5</b> (39,438.7)	<b>41,111.0</b>
Percentage of the total budget	<b>18.6</b> (18.5)	<b>18.2</b> (18.7)	<b>18.1</b>

**N.B.** Figures in the brackets are revised budget.

# Public Health and Public Services

Fy 1987 Total 24,405.0 million baht



## Public Health and Public Services

Public health and public services have been budgeted at 24,405.0 million baht or 10.7 percent of the total budget. The amount of 3,649.7 million baht is classified as capital expenditures and 20,755.3 million baht as current expenditures. The breakdown of activities under this category is the following :

### 1. Public Health

Public health has been allocated 10,474.4 million baht or 43.9 percent of the total budget for public health and public service. It has been earmarked for administration, national health scheme planning, hospital operations, medical centers, anti contagious disease campaign, and also treatment for drug addicts.

### 2. Social Security and Welfare

Social security and welfare have been budgeted at 6,401.6 million baht or 26.2 percent of the total budget for public health and public services. The expenditures in this category are administration, welfare scheme for special needs such as the aged and disabled, war veterens, mother and child, handicapped and mentally defective people.

### 3. Community Services.

Community services have been allocated 6,161.9 million baht, or 25.3 percent of the total budget for public health and public services. Included in this expenses are administration, general research and scientific services, other community services, sports and recreation, regulation of broadcasting and public relations.

### 4. Other Social Services

The remaining amount 1,367.1 million baht or 5.6 percent of the total budget for public health and public services. The budget is being distributed to expenditures for administration, religion, housing of the communities, water supply, food and drug administration, drugs addict prevention programmes, sewerage and refuse disposal.

*Table III-6*  
*Appropriation for Public Health and Public Service*  
*Fy 1985-1987*

(in million baht)

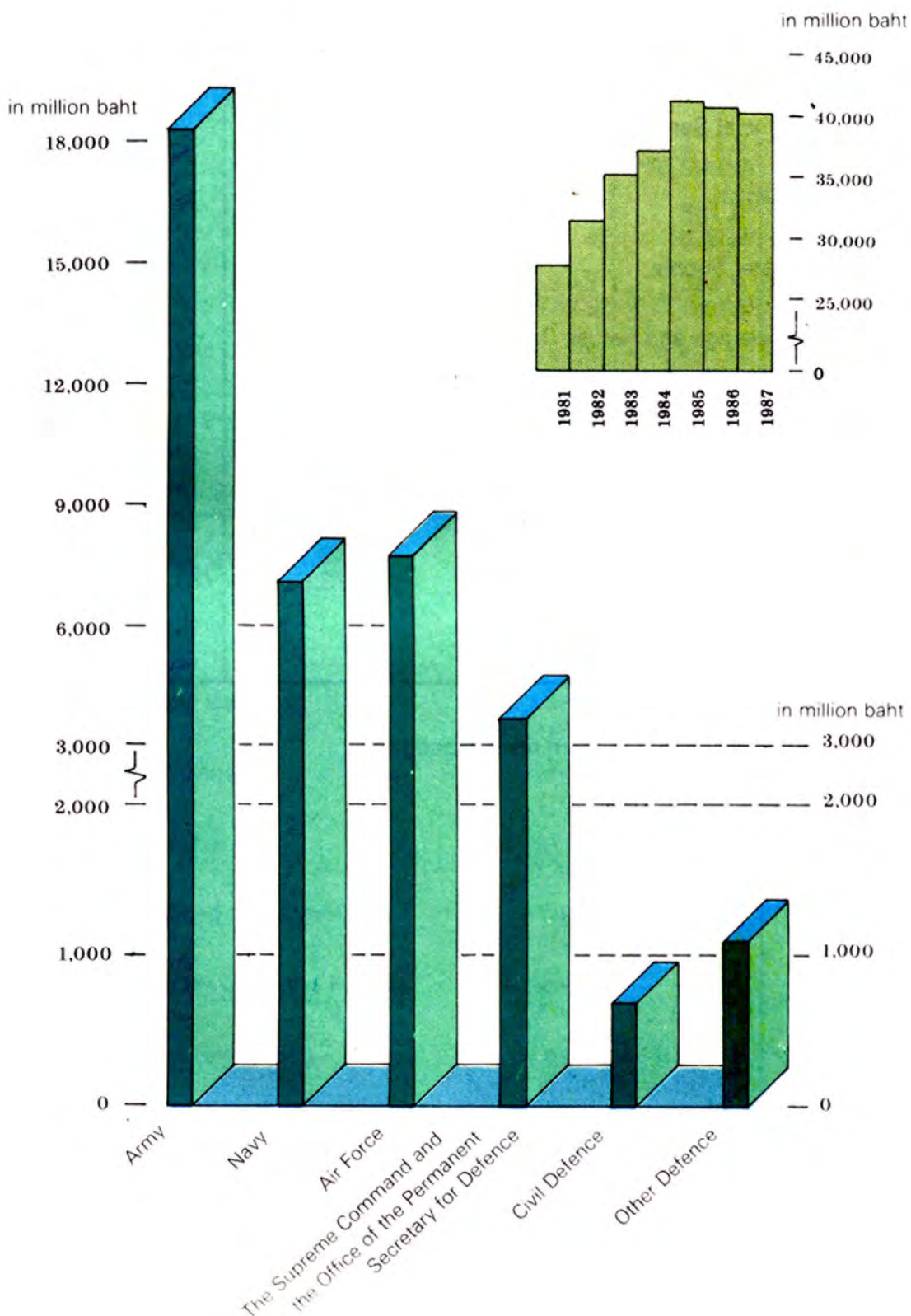
	1985	1986	1987
<b>1. Public Health</b>	<b>10,332.7</b> <i>(9,893.5)</i>	<b>10,272.5</b> <i>(10,093.6)</i>	<b>10,474.4</b>
1.1 Administration	643.5 <i>(623.8)</i>	641.0 <i>(623.8)</i>	605.9
1.2 Hospitals	1,897.8 <i>(1,829.9)</i>	1,798.9 <i>(1,743.8)</i>	1,715.6
1.3 Medical Centers	6,422.5 <i>(6,126.7)</i>	6,431.4 <i>(6,337.0)</i>	6,686.6
1.4 Special Health Programme	1,240.8 <i>(1,188.7)</i>	1,275.2 <i>(1,265.6)</i>	1,340.2
1.5 National Health Scheme	128.1 <i>(124.4)</i>	126.1 <i>(123.4)</i>	126.1
<b>2. Social Security and Welfare</b>	<b>5,784.6</b> <i>(5,763.6)</i>	<b>6,027.6</b> <i>(6,017.9)</i>	<b>6,401.6</b>
2.1 Administration	81.9 <i>(80.5)</i>	82.3 <i>(81.3)</i>	84.9
2.2 Social Security Benefits	5,120.0 <i>(5,120.0)</i>	5,355.0 <i>(5,347.0)</i>	5,714.0
2.3 War Veteran Benefits	10.0 <i>(10.0)</i>	10.0 <i>(10.0)</i>	12.0
2.4 Child and Mother Care	131.9 <i>(128.6)</i>	137.8 <i>(137.7)</i>	143.5
2.5 Care of the Aged and Disabled	38.9 <i>(37.8)</i>	40.4 <i>(40.3)</i>	43.0
2.6 Care of Mentally Defective People	306.9 <i>(294.1)</i>	304.3 <i>(304.2)</i>	307.3
2.7 Other Welfare Services	95.0 <i>(92.6)</i>	97.8 <i>(97.4)</i>	96.9
<b>3. Community Service</b>	<b>6,590.2</b> <i>(6,436.7)</i>	<b>6,329.6</b> <i>(6,197.6)</i>	<b>6,161.9</b>
3.1 Administration	2,880.7 <i>(2,798.8)</i>	2,975.3 <i>(2,878.8)</i>	3,287.8
3.2 Fire Protection	134.6 <i>(130.6)</i>	110.2 <i>(108.4)</i>	
3.3 General Research and Scientific Services	341.0 <i>(333.6)</i>	349.5 <i>(345.4)</i>	373.3

	1985	1986	1987
3.4 Other Community Services	2,651.3 (2,605.9)	2,274.1 (2,251.0)	1,776.1
3.5 Recreation	199.3 (196.8)	222.9 (222.6)	239.5
3.6 Other Welfare Services	383.3 (371.0)	397.6 (391.4)	380.1
<b>4. Other Social Services</b>	<b>1,027.0</b> (1,002.9)	<b>1,037.0</b> (1,029.2)	<b>1,367.1</b>
4.1 Religion	210.1 (200.9)	235.8 (233.9)	253.5
4.2 Water Supply	596.9 (587.9)	587.1 (582.3)	631.6
4.3 Sewerage and Refuse Desposal	19.4 (19.4)	17.8 (17.6)	28.9
4.4 Other Sanitary Services	200.6 (194.7)	196.3 (195.4)	226.6
4.5 Housing	—	—	226.5
<b>Total</b>	<b>23,734.5</b> (23,096.7)	<b>23,666.8</b> (23,338.3)	<b>24,405.0</b>
<b>Percentage of the total budget</b>	<b>11.2</b> (11.0)	<b>10.8</b> (11.0)	<b>10.7</b>

**N.B.** Figures in the brackets are revised budget.

# Defence Fy 1987

Total 41,057.7 million baht



## Defence

The amount budgeted for defence totals 41,057.7 million baht or 18.0 percent of the total budget. The amount is allocated into 3 categories, as follows :

### **(1) Armed Forces**

The armed forces have been allocated 39,155.5 million baht or 95.4 percent of the estimated expenditures for defence. This amount is allocated for the army, navy and air forces, Concurrently, it consists mainly of military pay and administration services of the Supreme Command and the Office of the permanent Secretary for Defence.

### **(2) Civil Defence**

Civil defence has been allocated 737.4 million baht or 1.8 percent of the defence budget. The allocation is provided for the training the volunteer home defence corps members and local officials.

### **(3) Other Defence**

The remaining amount 1,164.8 million baht or 2.8 percent of the defence budget is allocated for other defence related activities, such as the maintenance of national security, the operation of The National Security Council and National Intelligence Agency.

*Table III-7*  
*Appropriation for Defence Fy 1985-1987*

(in million baht)

	1985	1986	1987
<b>1. Armed Forces</b>	<b>39,361.6</b> <i>(38,833.7)</i>	<b>39,266.2</b> <i>(38,866.2)</i>	<b>39,155.5</b>
1.1 Army	19,045.7 <i>(18,738.6)</i>	19,048.4 <i>(18,798.4)</i>	18,786.1
1.2 Navy	7,968.6 <i>(7,887.0)</i>	7,973.3 <i>(7,923.3)</i>	7,910.2
1.3 Air Force	8,468.9 <i>(8,390.8)</i>	8,490.8 <i>(8,410.8)</i>	8,511.9
1.4 The Supreme Command and the Office of the Permanent Secretary for Defence	3,878.4 <i>(3,817.3)</i>	3,753.7 <i>(3,733.7)</i>	3,947.3
<b>2. Civil Defence</b>	<b>713.6</b> <i>(701.5)</i>	<b>730.1</b> <i>(698.1)</i>	<b>737.4</b>
<b>3. Other Defence</b>	<b>1,259.1</b> <i>(1,258.3)</i>	<b>1,261.0</b> <i>(1,249.6)</i>	<b>1,164.8</b>
<b>Total</b>	<b>41,334.3</b> <i>(40,793.5)</i>	<b>41,257.3</b> <i>(40,813.9)</i>	<b>41,057.7</b>
<b>Percentage of the total budget</b>	<b>19.4</b>	<b>18.9</b>	<b>18.0</b>

N.B. Figures in the brackets are revised budget.

## Internal Security

The budget for internal Security total 10,922.2 million baht or 4.8 percent of the total budget. Of this Amount, 1,073.5 million baht and 9,848.7 million baht are earmarked for capital and current expenditures respectively. Allocation by major components are, as follows :

### **(1) Justice**

Justice comprises 937.5 million baht or 8.6 percent of the Internal Security. This has been appropriated for the general administration expenses of the Ministry of Justice and the Department of Public Prosecution.

### **(2) Police**

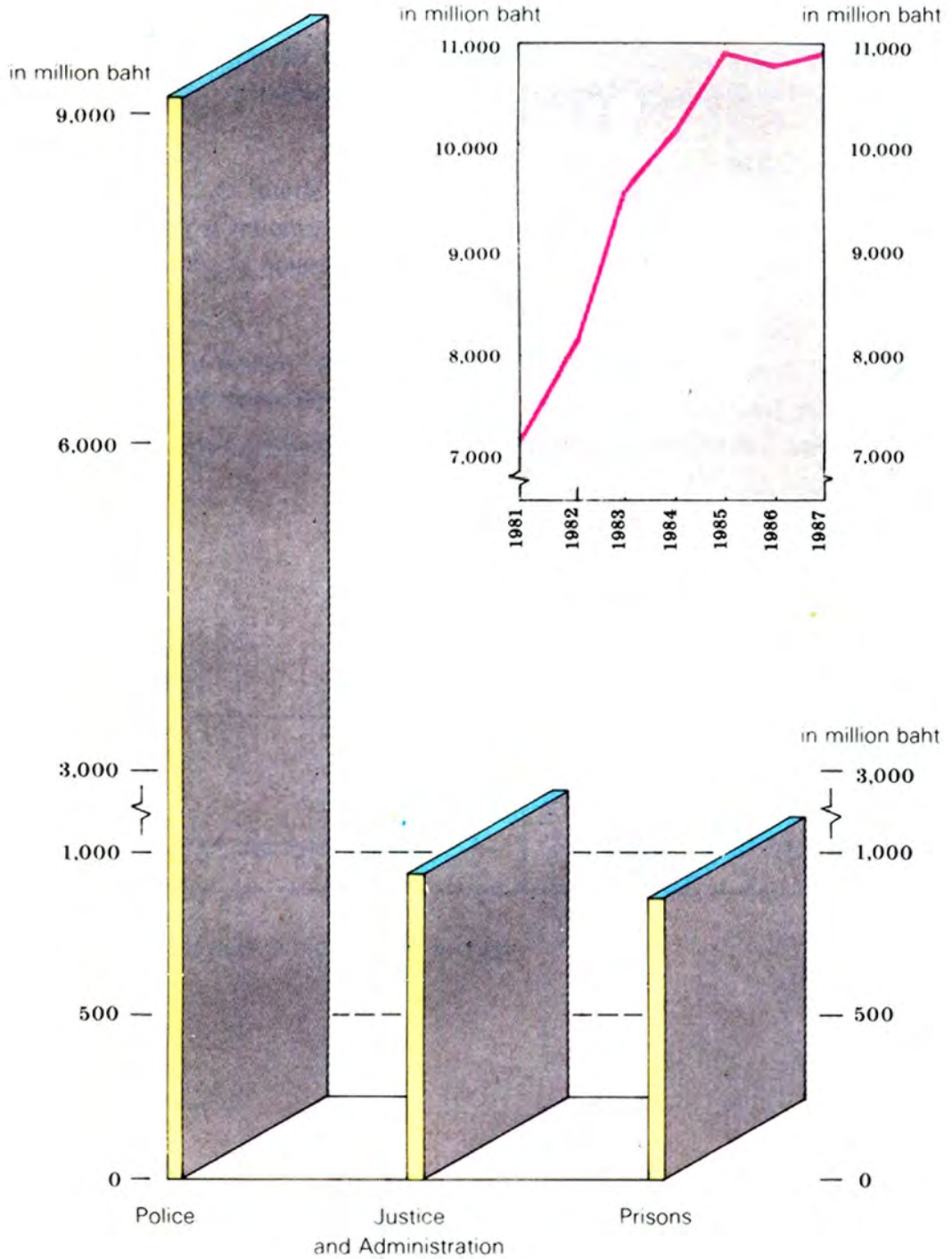
Police has been allocated the largest share, 9,127.9 million baht or 83.6 percent of the budget for internal security. This amount is provided for expenses to cover police work, criminal investigation, and suppression of crime.

### **(3) Prisons**

Operation of prisons will receive 856.8 million baht or 7.8 percent of the budget for internal security. The allocation will be used for running the prisons operated by the Department of Corrections.

# Internal Security Fy 1987

Total 10,922.2 million baht



*Table III-8*  
*Appropriation for Internal Security Fy 1985-1987*

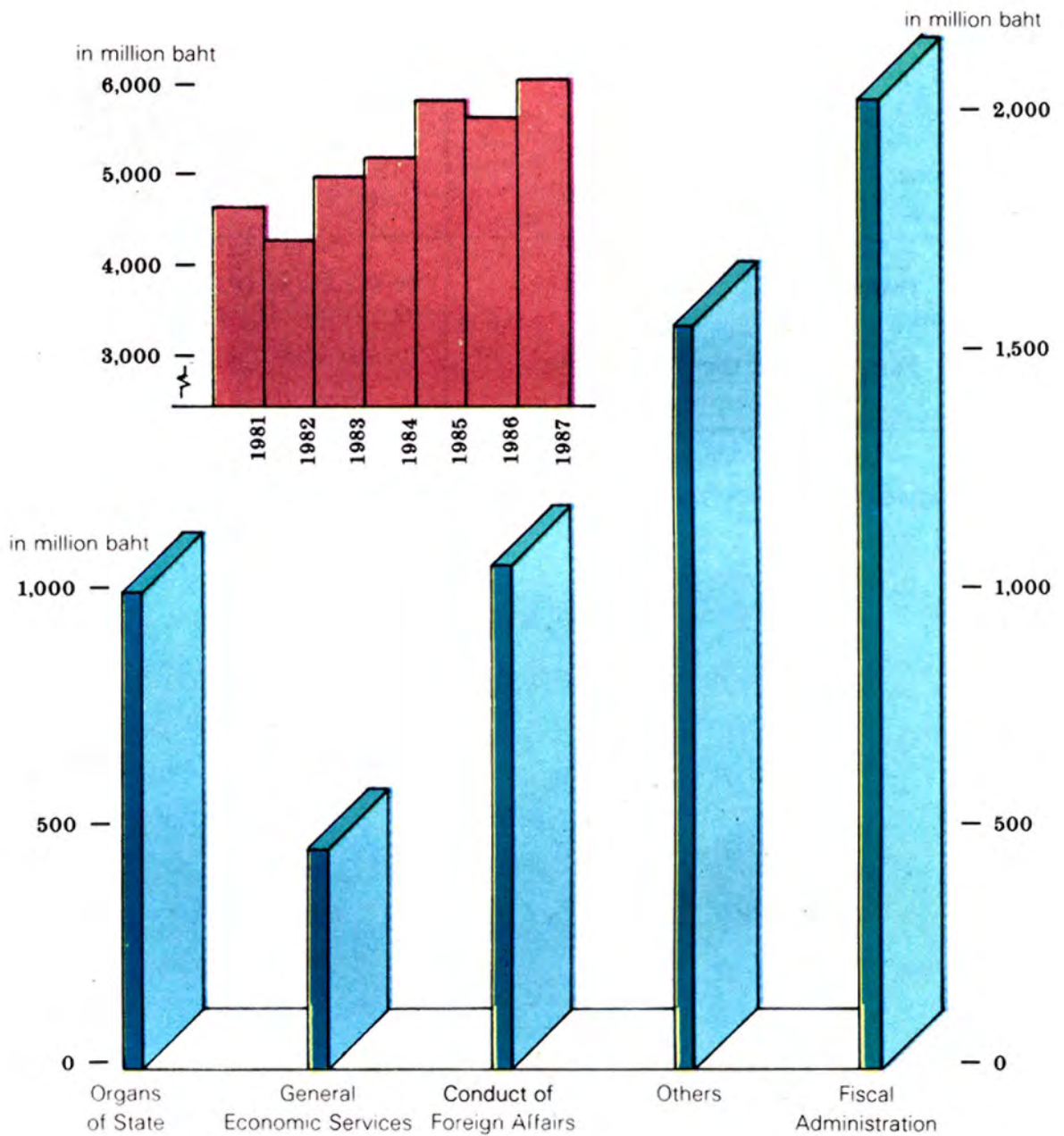
(in million baht)

	1985	1986	1987
1. Justice	957.6 (907.5)	939.2 (927.9)	937.5
2. Police	9,131.0 (8,806.0)	9,033.4 (8,856.3)	9,127.9
3. Prisons	874.2 (857.0)	848.3 (832.6)	856.8
<b>Total</b>	<b>10,962.8</b> (10,570.5)	<b>10,820.9</b> (10,616.8)	<b>10,922.2</b>
<b>Percentage of the total budget</b>	<b>5.1</b> (5.1)	<b>5.0</b> (5.0)	<b>4.8</b>

**N.B.** Figures in the brackets are revised budget.

# General Administration Fy 1987

Total 6,208.3 million baht



## General Administration

General Administration will receive 6,208.3 million baht or 2.7 percent of the FY 1987 budget. Capital expenditures under this function account for 661.6 million baht with current expenditures totalling 5,546.7 million baht. The various administration components are scheduled to receive the following :

### (1) Organs of State

Organs of state are allocated 1,007.0 million baht or 16.2 percent of the budget for general administration. Included are the expense of those agencies the government which provide overall policy direction and guidelines.

### (2) Fiscal Administration

Fiscal Administration has been allocated 2,092.5 million baht or 33.7 percent of the budget for general administration. This amount is allocated to manage financial and control activities, crown property and public domain maintenance, coinage, disbursement control, and revenue collection work.

### (3) General Economic Services

The FY 1987 budget includes 472.2 million baht or 7.6 percent of the general administration budget to cover the expense of those agencies concerned with the planing as well as those agencies involved in regulation general economic activities.

### (4) Conduct of Foreign Affairs

Foreign affairs has been allocated 1,066.0 million baht or 17.2 percent of the budget for general administration. Included are the expenses of the foreign ministry in the conduct of international relation and foreign policy.

### (5) Others

Other miscellaneous expenses of an administrative nature not elsewhere classified have been allocated 1,570.6 million baht or 25.3 percent or the general administration budget.

*Table III-9*  
*Appropriation for General Administration Fy 1985-1987*

(in million baht)

	1985	1986	1987
1. Organs of State	1,092.7 (1,056.4)	934.7 (923.4)	1,007.0
2. Fiscal Administration	1,962.4 (1,892.4)	1,874.7 (1,863.8)	2,092.5
3. General Economic Services	447.8 (441.2)	480.0 (476.7)	472.2
4. Conduct of Foreign Affairs	927.9 (919.1)	1,037.4 (1,032.4)	1,066.0
5. Others	1,512.7 (1,485.3)	1,462.6 (1,449.3)	1,570.6
<b>Total</b>	<b>5,943.5</b> (5,794.4)	<b>5,789.4</b> (5,745.6)	<b>6,208.3</b>
Percentage of the total budget	2.8 (2.8)	2.7 (2.7)	2.7

**N.B.** Figures in the brackets are revised budget.

## Debt Services

To meet debt services requirement, the Government has allocated 56,097.2 million baht or 24.7 percent of the FY 1987 budget. Of this amount, 15,500 million baht is scheduled for principal repayment and 40,597.2 million baht has been set aside for interest and brokerage fees.

(1) Internal debt services totals 40,999.7 million baht or 73.1 percent of the total budget for debt services including 11,703.2 million baht for principal repayment, 29,229.6 million baht for interest, and 66.9 million baht for brokerage fees.

(2) External debt services totals 15,097.5 million baht or 26.9 percent of the total budget for debt services including 3,796.8 million baht for principal repayment, 11,218 million baht for interest, and 82.7 million baht for management fees and commitment charges.

*Table III-10*  
*Appropriation for Debt Services Fy 1985-1987*

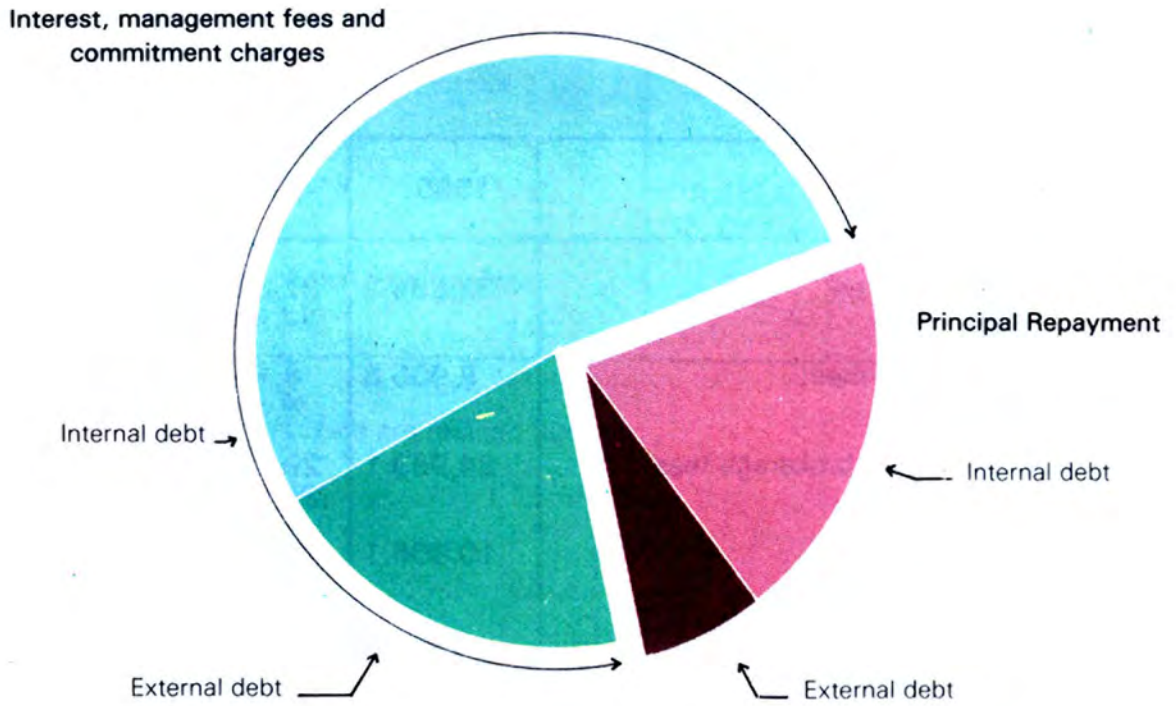
(in million baht)

	1985	1986	1987
<b>1. Internal Debt Services</b>	<b>33,894.9</b>	<b>37,335.8</b> <i>(34,935.8)</i>	<b>40,999.7</b>
1.1 Principal Repayment	8,905.8	8,123.8 <i>(6,123.8)</i>	11,703.2
1.2 Interest and the brokerage fees	24,989.1	29,212.0 <i>(28,812.0)</i>	29,296.5
<b>2. External Debt Services</b>	<b>10,805.1</b>	<b>13,599.2</b> <i>(11,899.2)</i>	<b>15,097.5</b>
2.1 Principal Repayment	4,310.8	5,709.4 <i>(3,840.4)</i>	3,796.8
2.2 Interest, the management fees and commitment charges	6,494.3	7,889.8 <i>(8,058.8)</i>	11,300.7
<b>Total</b>	<b>44,700.0</b>	<b>50,935.0</b> <i>(46,835.0)</i>	<b>56,097.2</b>
<b>Percentage of the total budget</b>	<b>21.0</b>	<b>23.4</b> <i>(22.1)</i>	<b>24.7</b>

**N.B.** Figures in the brackets are revised budget.

# Debt Services Fy 1987

Total 56,097.2 million baht



## Miscellaneous and Unclassified Items

Miscellaneous expenditures, not elsewhere classified, totalling up to 11,796.6 million baht, or 5.2 percent of the FY 1986 budget, may be broken down as follows :

(1) 180.8 million baht allocated for the counterpart funds for foreign grants under the Department of Technical and Economic Cooperation.

(2) 9,735.0 million baht allocated for subsidies, and fringe benefits for government officials and employees.

(3) 1,880.8 million baht allocated for the government's contingency fund, and the counterpart funds for foreign loans stated in the Central Fund.

*Table III-11*  
*Miscellaneous and Unclassified Items of Expenditures*  
*FY 1985-1987*

(in million baht)

	1985	1986	1987
1. Counterpart fund	130.6 (125.6)	203.0 (198.0)	180.8
2. Subsidies and Fringe benefits for Government officials and employees	9,318.7 (9,018.7)	9,397.0 (9,190.0)	9,735.0
3. Others	2,474.0 (2,438.0)	1,910.5 (1,825.5)	1,880.8
<b>Total</b>	<b>11,923.3</b> (11,582.3)	<b>11,510.5</b> (11,213.7)	<b>11,796.6</b>
<b>Percentage of the total budget</b>	<b>5.6</b> (5.5)	<b>5.3</b> (5.3)	<b>5.2</b>

**N.B. :** Figures in the brackets are revised budget.

# Miscellaneous and Unclassified Items of Expenditures Fy 1987

Total 11,796.6 million baht

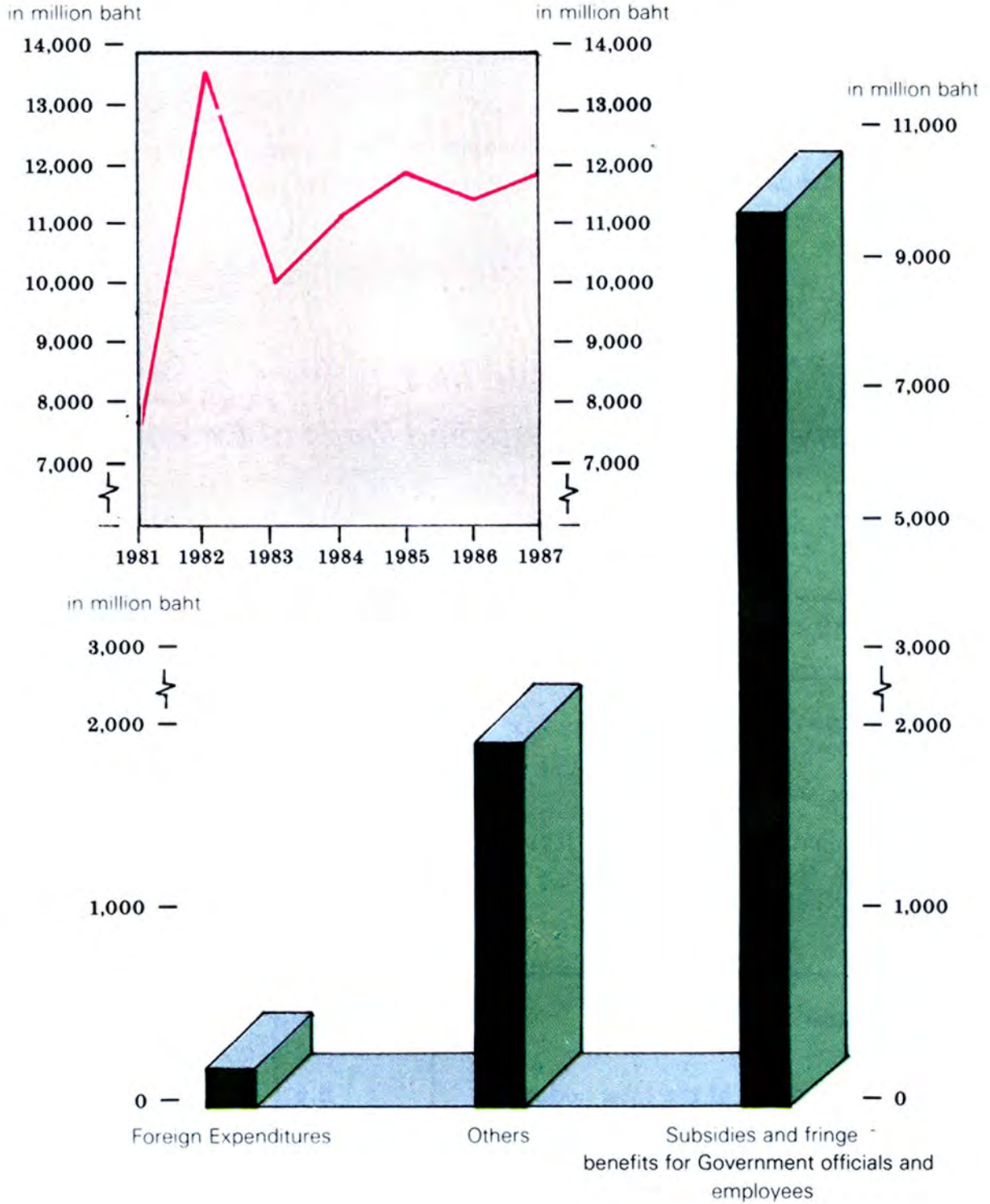


Table III-12

Functional Classification of Expenditures FY 1983-1987

(in million baht)

Fiscal year Function	1983		1984		1985		1986		1987	
	Amount	%	Amount	%	Amount	%	Amount	%	Amount	%
Economic Services	33,869.4	19.2	33,966.0	17.7	34,808.2 (33,897.0)	16.3 (16.2)	34,197.6 (33,648.1)	15.7 (15.9)	35,902.0	15.8
Education	37,142.9	21.0	38,670.6	20.1	39,593.4 (38,565.6)	18.6 (18.5)	39,822.5 (39,438.7)	18.2 (18.7)	41,111.0	18.1
Public Health and Public Services	18,827.0	10.6	21,085.0	11.0	23,734.5 (23,096.7)	11.2 (11.0)	23,666.8 (23,338.3)	10.8 (11.0)	24,405.0	10.7
Defence	35,235.0	19.9	37,987.1	19.8	41,334.3 (40,793.5)	19.4 (19.5)	41,257.3 (40,813.9)	18.9 (19.3)	41,057.7	18.0
Internal Security	9,611.5	5.4	10,376.4	5.4	10,962.8 (10,570.5)	5.1 (5.1)	10,820.9 (10,616.7)	5.0 (5.0)	10,922.2	4.8
General Administration	5,214.4	3.0	5,303.7	2.8	5,943.5 (5,794.4)	2.8 (2.8)	5,789.4 (5,745.6)	2.7 (2.7)	6,208.3	2.7
Debt Services	27,150.3	15.3	33,444.7	17.4	44,700.0 (44,700.0)	21.0 (21.4)	50,935.0 (46,835.0)	23.4 (22.1)	56,097.2	24.7
Others	9,949.1	5.6	11,166.5	5.8	11,923.3 (11,582.3)	5.6 (5.5)	11,510.5 (11,213.7)	5.3 (5.3)	11,796.6	5.2
<b>Total</b>	<b>177,000.0</b>	<b>100.0</b>	<b>192,000.0</b>	<b>100.0</b>	<b>213,000.0</b> (209,000.0)	<b>100.0</b>	<b>218,000.0</b> (211,650.0)	<b>100.0</b>	<b>227,500.0</b>	<b>100.0</b>

N.B. : Figures in the brackets are revised budget.

*Table III-13*  
*Budget Appropriations by Function and Objects*  
*of Expenditure FY 1987*

Objects of Expenditure		(in million baht)								
Function	Salaries and Wages	Temporary Wages	Remuneration, Services other than Personal and Supplies	Public Utilities	Equipments, Properties and Construction	Subsidies	Others	total		
Economic Services	6,724.9	554.3	2,693.0	238.7	16,575.0	1,685.7	7,430.4	35,902.0		
Education	30,217.8	41.0	3,061.9	503.4	5,356.8	1,091.6	838.5	41,111.0		
Public Health and Public Services	7,786.9	67.9	4,518.9	440.5	2,230.2	3,628.1	5,732.5	24,405.0		
Defence	12,209.4	1.5	10,396.2	756.7	1,325.2	444.8	15,923.9	41,057.7		
Internal Security	6,081.3	1.8	3,397.0	184.5	1,043.5	21.5	192.6	10,922.2		
General Administration	3,159.8	179.8	1,310.7	196.9	399.6	298.2	663.3	6,208.3		
Debt Services	—	—	—	—	—	—	56,097.2	56,097.2		
Others	15.0	0.3	0.9	—	0.1	—	11,780.3	11,796.6		
<b>Total</b>	<b>66,195.1</b>	<b>846.6</b>	<b>25,378.6</b>	<b>2,320.7</b>	<b>26,930.4</b>	<b>7,169.9</b>	<b>98,658.7</b>	<b>227,500.0</b>		

2.2 The economic classification shows government expenditures classified by economic categories that are significant for analysing the economic effects of government activities. Most government expenditures fall in the current category i.e., the civil service payroll, interest on the public debt, and other transfer payment. The capital expenditures on the other hand, yields benefits to the public over the long period to come by creating new facilities.

The FY 1987 budget of 227,500 million baht can be divided into 36,311.0 million baht for capital outlay and 175,689.2 million baht for current expenditures. The capital expenditure is 2,044.0 million baht higher than last year revised budget while the current expenditure increases 8,270.2 million baht or 4.9 percent. The major components for the rising current expenditure are expenditure for reclassification, pensions and gratuities, compensation to government officials, which increase about 4,844.4 million baht. Another important one is interest payment which increases 3,726.4 million baht.

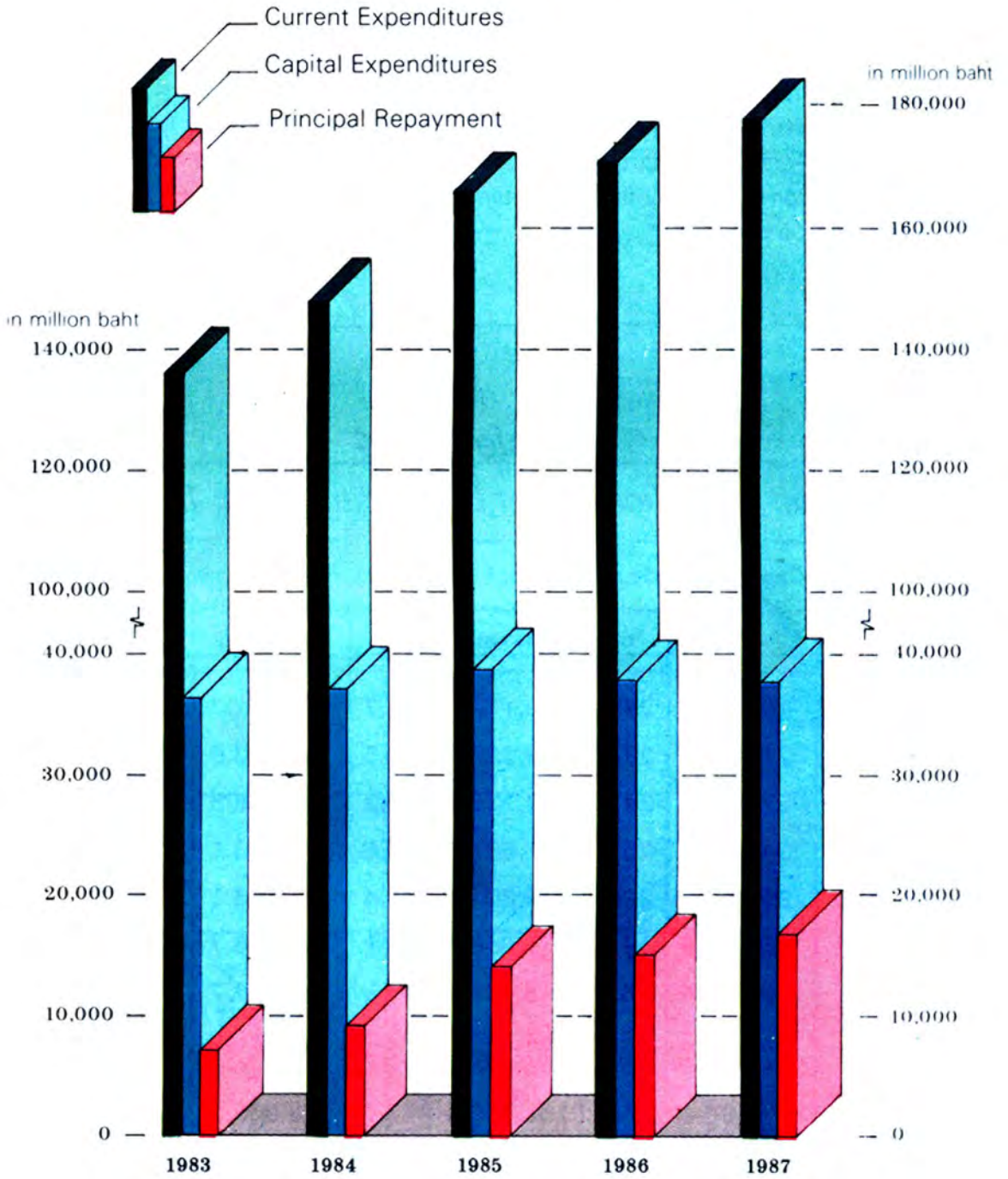
*Table III-14*  
*Economic Classification of Expenditures Fy 1978-1987*

Fiscal year	Capital Expenditures		Current Expenditures		Principal Repayment		Total
	Amount	%	Amount	%	Amount	%	Amount
1978	19,680.1	23.1	58,117.2	71.7	4,202.7	5.2	81,000.0
1979	21,373.9	23.2	68,502.2	74.5	2,123.9	2.3	92,000.0
1980	27,555.3	24.1	85,135.4	74.3	1,865.8	1.6	114,556.5
1981	34,915.6	25.0	101,681.3	72.6	3,403.1	2.4	140,000.0
1982	36,620.4	22.8	119,801.5	74.4	4,578.1	2.8	161,000.0
1983	35,114.9	19.8	135,688.4	76.7	6,196.7	3.5	177,000.0
1984	35,122.4	18.3	148,464.9	77.3	8,412.7	4.4	192,000.0
1985	35,639.2 (34,844.9)	16.7 (16.7)	164,144.2 (160,938.5)	77.1 (77.0)	13,216.6 (13,216.6)	6.2 (6.3)	213,000.0 (209,000.0)
1986	34,767.4 (34,267.0)	15.9 (16.2)	169,399.4 (167,418.8)	77.7 (79.1)	13,833.2 (9,964.2)	6.4 (4.7)	218,000.0 (211,650.0)
1987	36,311.0	16.0	175,689.0	77.2	15,500.0	6.8	227,500.0

- NB. 1. % as percentage of the total budget  
2. Figures in the brackets are revised budget.

# Economic Classification of Expenditures

Fy 1983-1987



*Table III-15*  
*Economic and Functional Classification of Expenditures*  
*Fy 1986-1987*

(in million baht)

	Capital Expenditures				Current Expenditures				Principal Repayment			
	1986		1987		1986		1987		1986		1987	
	Amount	%	Amount	%	Amount	%	Amount	%	Amount	%	Amount	%
Economic Services	23,295.1 (22,937.1)	10.7 (10.8)	23,906.0	10.5	10,902.5 (10,711.0)	5.0 (5.1)	11,996.0	5.3	—	—	—	—
Education	5,950.7 (5,868.1)	2.7 (2.8)	5,722.5	2.5	33,871.8 (33,570.6)	15.5 (15.8)	35,388.5	15.6	—	—	—	—
Public Health and Public Services	3,872.3 (3,824.5)	1.8 (1.8)	3,649.7	1.6	19,794.5 (19,513.8)	9.0 (9.2)	20,755.3	9.1	—	—	—	—
Defence	1.6 (1.6)	0.0	1,282.6	0.6	41,255.7 (40,812.2)	18.9 (19.3)	39,775.1	17.5	—	—	—	—
Internal Security	1,128.7 (1,116.7)	0.5 (0.5)	1,073.5	0.5	9,692.2 (9,500.1)	4.5 (4.5)	9,848.7	4.3	—	—	—	—
General Administration	479.0 (479.0)	0.2 (0.2)	661.6	0.3	5,310.4 (5,266.6)	2.5 (2.5)	5,546.7	2.4	—	—	—	—
Debt Services	—	—	—	—	37,101.8 (36,870.8)	23.4 (17.4)	40,597.2	17.8	13,833.2 (9,964.2)	6.4 (4.7)	15,500.0	6.8
Others	40.0	0.0	15.1	0.0	11,470.5 (11,173.7)	5.3 (5.3)	11,781.5	5.2	—	—	—	—
<b>Total</b>	<b>34,767.4</b> (34,267.0)	<b>15.9</b> (16.2)	<b>36,311.0</b>	<b>16.0</b>	<b>169,399.4</b> (167,418.8)	<b>77.7</b> (79.1)	<b>175,689.0</b>	<b>77.2</b>	<b>13,833.2</b> (9,964.2)	<b>6.4</b> (4.7)	<b>15,500.0</b>	<b>6.8</b>

N.B. % as percentage of the total budget

*Table III-16*  
*Revenue Estimates and Current Expenditures*  
*FY 1978-1987*

(in million baht)

Fiscal Year	Revenue Estimates (1)	Current Expenditures (2)	(1) - (2)	
			Amount	%
1978	62,000	58,117.2	3,882.8	6.3
1979	72,000	68,502.2	3,497.8	4.8
1980	92,680	85,135.4	7,544.6	8.1
1981	120,000	101,681.3	18,318.7	15.3
1982	140,000	119,801.5	20,198.5	14.4
1983	151,000	135,688.4	15,311.6	10.1
1984	160,000	148,464.9	11,535.1	7.2
1985	178,000	164,144.2	13,855.8	7.8
1986	185,000	169,399.4	15,600.6	8.4
1987	185,500	175,689.2	9,810.8	5.3

N.B. (1) preliminary figures.

(2) note including the principal repayment.

*Table III-17*  
*Budget Expenditures and Gross Domestic Product*

(in million baht)

Fiscal year	Budget Expenditures (1)	Current Expenditures (2)	GDP (3)	(1) as percentage of (3)	(2) as percentage of (3)
1978	81,000.0	58,117.2	469,952	17.2	12.4
1979	92,000.0	68,502.2	556,240	16.5	12.3
1980	114,556.5	85,135.4	684,930	16.7	12.4
1981	140,000.0	101,681.3	786,166	17.8	12.9
1982	161,000.0	119,801.5	846,136	19.0	14.2
1983	177,000.0	135,688.4	924,254	19.2	14.7
1984	192,000.0	148,464.9	991,559	19.4	15.0
1985	213,000.0	164,144.2	1,047,564	20.3	15.7
1986	218,000.0	169,399.4	1,197,934	18.2	14.1
1987	227,500.0	175,689.2	1,273,801	17.8	13.8

**N.B.** : (2) non-in cluding the principal repayment

(3) Figures for 1985 is preliminary

Figures for 1986-1987 are estimates

**Source** : (3) NESDB

The budget allocate can also be classified into development and non-development expenditure as shown in the following table.

*Table III-18*  
*Allocation of Expenditures by Development Plan*

(in million baht)

Fiscal Year	Development Expenditure		Non-Development Expenditure	
	Amount	%	Amount	%
1982	68,222.5	42.4	92,777.5	57.6
1983	73,677.2	41.6	103,322.8	58.4
1984	76,912.1	40.1	115,087.9	59.9
1985	80,183.3 (77,869.1)	37.6 (37.3)	132,816.7 (131,130.9)	62.4 (62.7)
1986	79,204.3 (78,133.5)	36.3 (36.9)	138,795.7 (133,516.5)	63.7 (63.1)
1987	81,900.1	36.0	145,599.9	64.0

**N.B.** Figures in the brackets are revised budget.

### 3. Expenditures Classified by Department

The total of 227,500 million baht is appropriated to 127 departments of 14 ministries, 14 state enterprises and the Central funds. The Ministry of Finance's budget totalling 57,547.3 million baht, which includes the debt services of 55,651.3 million baht, ranks first. The Ministry of defence's budget comes second with 39,155.5 million baht, followed by the Ministry of Education's budget with 35,629.6 million baht. Its breakdowns are shown below.

*Table III-19*  
*Expenditures by Ministry Fy 1986-1987*

(in million baht)

Ministry	Appropriation		+ Increase -Decrease	
	1986	1987	Amount	%
1. Central Fund	21,015.2 (20,712.3)	23,219.2	2,204.0 (2,506.9)	10.5 (12.1)
2. Office of The Prime Minister	1,610.9 (1,594.2)	1,608.8	-2.1 (14.6)	-0.1 (0.9)
3. Ministry of Defence	39,266.2 (38,866.2)	39,155.5	-110.7 (289.3)	-0.3 (0.7)
4. Ministry of Finance	52,627.7 (48,517.5)	57,547.3	4,919.6 (9,029.8)	9.3 (18.6)
5. Ministry of Foreign Affairs	1,037.4 (1,032.4)	1,066.0	28.6 (33.6)	2.8 (3.3)
6. Ministry of Agriculture and Cooperatives	16,163.9 (15,923.9)	15,762.5	-401.4 (-161.4)	-2.5 (-1.0)
7. Ministry of Communications	10,054.0 (9,825.9)	9,696.2	-357.8 (-129.7)	-3.6 (-1.3)
8. Ministry of Commerce	553.8 (547.2)	605.1	50.3 (57.9)	9.3 (10.6)
9. Ministry of Interior	22,058.2 (21,631.7)	22,310.1	251.9 (678.4)	1.1 (3.1)
10. Ministry of Justice	676.0 (666.4)	663.8	-12.2 (-2.6)	-1.8 (-0.4)
11. Ministry of Science Technology and Energy	1,333.8 (1,320.2)	1,233.3	-100.5 (86.9)	-7.5 (-6.6)

Ministry	Appropriation		+ Increase - Decrease	
	1986	1987	Amount	%
12. Ministry of Education	34,423.3 <i>(34,094.8)</i>	35,629.6	1,206.3 <i>(1,534.8)</i>	3.5 <i>(4.5)</i>
13. Ministry of Public Health	9,426.9 <i>(9,274.7)</i>	9,525.1	98.2 <i>(250.4)</i>	1.0 <i>(2.7)</i>
14. Ministry of Industry	863.5 <i>(846.9)</i>	858.0	-5.5 <i>(11.4)</i>	-0.6 <i>(1.3)</i>
15. Ministry of University Affairs	5,373.7 <i>(5,288.5)</i>	5,426.4	52.7 <i>(137.9)</i>	1.0 <i>(2.6)</i>
16. Independent Public Agencies	675.1 <i>(667.2)</i>	745.3	70.2 <i>(78.1)</i>	10.4 <i>(11.7)</i>
17. State Enterprises	742.5	2,297.6	1,555.1 <i>(1,555.5)</i>	209.4 <i>(209.6)</i>
18. Revolving Funds	97.9	150.2	52.3	53.4
<b>Total</b>	<b>218,000.0</b> <i>(211,650.0)</i>	<b>227,500.0</b>	<b>9,500.0</b> <i>(15,850.0)</i>	<b>4.4</b> <i>(7.5)</i>

**N.B.** Figures in the brackets are revised budget.

*Table III-20*  
*Expenditures by Ministry and Department*  
*FY 1986-1987*

(in million baht)

Ministry/Department	Appropriation	
	1986	1987
<b>Central Funds</b>		
1. Pensions and Gratuities	4,935.0	5,300.0
2. Compensation to Government Officials	3,980.0 <i>(3,773.0)</i>	4,200.0
3. Reclassification	2,417.0	2,420.0
4. Cost of living Adjustment for Government Officials	3,000.0	3,100.0
5. Expenditure in Connection with Royal Journey and Visits including Reception of Head of States	20.0	20.0
6. Unclassified Expenditure for Defence	145.0	120.0
7. Expenditure for Maintenance of National Security	1,027.7 <i>(1,016.7)</i>	953.9
8. Compensation to Injured Persons while on Active duties for Maintenance of National Security	10.0	12.0
9. Contingency Fund for Emergency	1,870.5 <i>(1,785.6)</i>	1,880.8
10. Counterpart Funds	40.0	15.0
11. Expenditures under Rural Employment Generation Programme and Provincial Development Programme	3,570.0	3,697.5
12. Special Programme for Stimulation of Economic Growth.	—	1,500.0
<b>Office of The Prime Minister</b>		
1. The Secretariat of the Prime Minister	251.8 <i>(248.8)</i>	257.1
2. The Secretariat of the Cabinet	50.5	55.3
3. The Bureau of the Budget	72.3 <i>(71.7)</i>	82.0

Ministry/Department	Appropriation	
	1986	1987
4. Secretariat of the National Security Council	16.7 (16.4)	16.7
5. Office of the National Economic and Social Development Board	66.4 (65.9)	67.9
6. Office of the Permanent Secretary to the Prime Minister	37.0 (36.6)	40.5
7. Office of the Juridical Council	14.2	14.7
8. Office of the Civil Service Commission	159.5 (158.3)	159.3
9. Office of the Board of Investment	47.2	50.0
10. The National Statistical Office	107.5 (106.3)	107.6
11. The Public Relations Department	300.6 (298.1)	296.5
12. National Intelligence Agency	71.7 (71.5)	74.3
13. Department of Technical and Economic Cooperation	224.9 (219.8)	188.7
14. Office of the National Education Commission	69.1	73.6
15. Office of the Commission of Counter Corruption	25.3 (25.0)	33.4
16. Office of the Narcotics Control Board	67.5 (66.4)	69.3
17. National Youth Bureau	28.7 (28.4)	21.8
<b>Ministry of Defence</b>		
1. Office of the Permanent Secretary	869.7 (864.7)	921.7
2. Royal Thai Army	19,048.4 (18,798.4)	18,786.1
3. Royal Thai Navy	7,973.3 (7,923.3)	7,910.2
5. Royal Thai Air Force	8,490.8 (8,410.8)	8,511.9
6. The Supreme Command Head quarters	2,884.0 (2,869.0)	3,025.6

Ministry/Department	Appropriation	
	1986	1987
<b>Ministry of Finance</b>		
1. Office of the Permanent Secretary	51,059.1 <i>(46,959.0)</i>	55,840.3
2. The Fiscal Policy Office	78.4 <i>(77.8)</i>	136.2
3. The Treasury Department	119.8 <i>(118.3)</i>	126.1
4. The Comptroller - General's Department	193.7 <i>(193.1)</i>	196.5
5. The Customs Department	357.7 <i>(354.1)</i>	353.2
6. The Excise Department	274.5 <i>(272.7)</i>	280.3
7. The Revenue Department	544.5 <i>(542.5)</i>	614.6
<b>Ministry of Foreign Affairs</b>		
1. Office of the Permanent Secretary	1,037.4 <i>(1,032.4)</i>	1,066.0
<b>Ministry of Agriculture and Cooperatives</b>		
1. Office of the Permanent Secretary	297.2 <i>(289.1)</i>	279.3
2. Royal Irrigation Department	8,666.6 <i>(8,560.4)</i>	8,393.2
3. Department of Cooperative Auditing	91.9 <i>(90.1)</i>	89.2
4. Department of Fisheries	686.2 <i>(676.3)</i>	671.9
5. Department of Livestock Development	792.2 <i>(775.1)</i>	837.4
6. Royal Forestry Department	1,477.2 <i>(1,457.7)</i>	1,476.1
7. Land Development Department	602.0 <i>(592.5)</i>	592.2
8. Department of Agriculture	840.3 <i>(827.3)</i>	849.7

Ministry/Department	Appropriation	
	1986	1987
9. Department of Agricultural Extension	1,503.1 <i>(1,461.1)</i>	1,355.9
10. The Cooperatives Promotion Department	572.6 <i>(565.4)</i>	562.2
11. Office of Agricultural Land Reform	537.6 <i>(534.2)</i>	560.7
12. Office of Agricultural Economics	97.0 <i>(94.7)</i>	94.9
<b>Ministry of Communication</b>		
1. Office of the Permanent Secretary	47.8 <i>(47.6)</i>	37.9
2. Department of Land Transport	129.8 <i>(129.6)</i>	153.2
3. Department of Aviation	288.6 <i>(276.3)</i>	307.5
4. The Harbour Department	471.1 <i>(456.7)</i>	452.3
5. The Department of Highways	8,928.2 <i>(8,728.0)</i>	8,562.3
6. The Post and Telegraph Department	51.2	47.7
7. The Meteorological Department	130.0 <i>(129.3)</i>	126.4
8. Office of the Mercantile Marine Promotion Commission	7.3	8.9
<b>Ministry of Commerce</b>		
1. Office of the Permanent Secretary	233.8 <i>(231.7)</i>	259.0
2. Department of Foreign Trade	58.1 <i>(57.6)</i>	61.3
3. Department of Internal Trade	49.1 <i>(48.9)</i>	59.6
4. Department of Commercial Registration	51.0 <i>(50.8)</i>	56.7
5. Department of Commercial Relations	90.9 <i>(88.9)</i>	95.8

Ministry/Department	Appropriation	
	1986	1987
6. Department of Business Economics	55.0 (53.4)	54.7
7. The Insurance Office	15.9	18.0
<b>Ministry of Interior</b>		
1. Office of the Permanent Secretary	300.5 (298.1)	301.8
2. The Local Administration Department	5,209.3 (5,100.8)	5,431.4
3. The Community Development Department	628.6 (628.2)	603.7
4. The Police Department	9,283.1 (9,103.5)	9,330.5
5. Department of Lands	692.2 (687.2)	763.1
6. Department of Public Welfare	754.5 (744.5)	759.5
7. Department of Public Works	697.3 (686.8)	728.7
8. Department of Corrections	848.3 (832.6)	856.8
9. Department of Labour	242.6 (242.3)	250.3
10. Department of Public Prosecutions	263.2 (261.4)	273.7
11. Department of Town and Country Planning	74.3 (74.2)	78.2
12. Office of Accelerated Rural Development	1,925.3 (1,835.5)	1,834.9
13. Office of Policy and Planning	39.4 (39.1)	38.7
14. Bangkok Metropolitan Administration	1,099.6 (1,097.6)	1,058.8
<b>Ministry of Justice</b>		
1. Office of the Permanent Secretary	623.2 (613.7)	663.8

Ministry/Department	Appropriation	
	1986	1987
2. Legal Execution Department	29.8	31.2
3. Office of the Judicial Affairs	23.0 (22.9)	24.8
<b>Ministry of Education</b>		
1. Office of the Permanent Secretary	414.6 (410.1)	436.3
2. Department of Teacher Education	692.7 (688.7)	730.8
3. The Religious Affairs Department	243.5 (241.6)	261.2
4. The Physical Education Department	318.6 (315.3)	305.6
5. The Educational Techniques Department	84.3 (78.4)	80.7
6. The Fine Arts Department	304.0 (299.5)	307.3
7. Department of General Education	6,864.4 (6,807.1)	7,089.6
8. The Vocational Education Department	2,084.9 (2,024.9)	2,076.2
9. Office of the Private Education Commission	833.9 (823.3)	836.8
10. The Institute of Technology and Vocational Education	712.4 (702.4)	679.4
11. Department of Non-Formal Education	629.5 (609.4)	628.5
12. Office of the National Cultural Affairs	28.8 (28.4)	34.3
13. Office of the National Primary Education Commission	21,192.3 (21,047.4)	22,142.3
14. Office of Teacher Civil Service Commission	19.4 (18.3)	20.5
<b>Ministry of Public Health</b>		
1. Office of the Permanent Secretary	7,106.8 (6,992.8)	7,188.2

Ministry/Department	Appropriation	
	1986	1987
2. Department of Medical Service	746.5 (723.3)	796.0
3. Department of Medical Science	87.2 (84.9)	84.8
4. Department of Health	728.8 (725.9)	692.0
5. Department of Communicable Disease Control	719.3 (709.6)	725.1
6. The Food and Drug Administration	38.3 (38.2)	39.0
<b>Ministry of Industry</b>		
1. Office of the Permanent Secretary	105.5 (104.6)	130.4
2. Department of Mineral Resources	573.0 (560.3)	538.6
3. Department of Industrial Works	58.4 (56.9)	58.7
4. Department of Industrial Promotion	89.9 (88.6)	93.0
5. Thai Industrial Standards Institute	36.7 (36.5)	37.2
<b>Ministry of Science, Technology and Energy</b>		
1. Office of the Permanent Secretary	50.2 (50.0)	64.6
2. Department of Science Service	62.4 (59.8)	65.0
3. The National Research Council	89.4 (88.5)	98.0
4. Office of National Environment Board	37.9 (37.2)	45.9
5. Office of Atomic Energy for Peace	45.6 (45.5)	61.4
6. The National Energy Administration	1,048.3 (1,039.2)	898.3

Ministry/Department	Appropriation	
	1986	1987
<b>Ministry of University Affairs</b>		
1. Office of the Permanent Secretary	73.8 (73.4)	73.4
2. Chulalongkorn University	982.3 (970.3)	1,006.0
3. Kasetsart University	359.9 (355.2)	363.8
4. Khon Kaen University	413.4 (408.4)	418.7
5. Chiangmai University	635.3 (624.3)	619.6
6. Thammasat University	267.3 (262.3)	232.2
7. Mahidol University	1,099.7 (1,071.6)	1,222.7
8. Ramkhamhaeng University	153.1 (152.1)	159.4
9. Silpakorn University	139.9 (138.6)	135.0
10. Prince of Songkla University	507.8 (499.8)	446.9
11. National Institute of Development Administration	50.8 (49.8)	56.6
12. Srinakharintaraviroj University	269.5 (269.2)	296.5
13. Maejo Institute of Agricultural Technology	43.3 (43.0)	43.9
14. Sukhothai Thammathirat Open University	82.2 (80.2)	76.6
15. King Mongkut's Institute of Technology Ladkrabang	109.8 (108.3)	117.6
16. King Mongkut's Institute of Technology Thonburi	83.7 (82.5)	72.8
17. King Mongkut's Institute of Technology North Bangkok	101.9 (99.6)	84.7
<b>Independent Public Agencies</b>		
1. The Royal Institute	8.2 (7.9)	9.3

Ministry/Department	Appropriation	
	1986	1987
2. Bureau of the Royal Household	341.0 <i>(338.3)</i>	387.7
3. Office of His Majesty's Principal Private Secretary	16.1 <i>(16.0)</i>	24.8
4. Office of the Auditor - General	118.3 <i>(118.0)</i>	124.9
5. The Secretariat of the National Assembly	191.5 <i>(186.9)</i>	198.6
<b>State Enterprises</b>		
1. The Tourism Authority of Thailand	233.3 <i>(233.1)</i>	384.4
2. Sports Authority of Thailand	118.2 <i>(118.1)</i>	143.4
3. Thailand Institute of Scientific and Technological Research	92.5 <i>(92.4)</i>	112.7
4. The Institute of the Promotion of Teaching Science and Technology	29.9 <i>(29.8)</i>	39.3
5. The State Railway of Thailand	77.7	904.0
6. The Industrial Estate Authority of Thailand	191.0	119.3
7. The Electricity Generating Authority of Thailand	—	71.6
8. The Provincial Electricity Authority	—	12.6
9. National Housing Authority	—	242.4
10. The Metropolitan Water Works Authority	—	89.2
11. The Provincial Water Works Authority	—	127.9
12. The Expressway and Rapid Transit Authority	—	42.9
13. Fish Marketing Organization	—	0.4
14. The Zoological Park Organization	—	7.7
<b>Revolving Funds</b>		
1. Revolving fund for research and technology development	15.0	15.0

Ministry/Department	Appropriation	
	1986	1987
2. Revolving fund for Phuket Aquarium	0.5	—
3. Revolving fund for the procurement of motorcycles for Royal Forestry officers	2.0	—
4. Revolving fund for Industry wood products research	0.02	—
5. Revolving fund for seed multiplication project financed by OECF	55.9	35.0
6. Revolving fund for seed multiplication project phase II financed by USAID	20.7	10.5
7. Revolving fund for seed multiplication project financed by EEC	3.8	2.1
8. Revolving fund for cottage industry and Thai handicraft	—	2.0
9. Revolving fund for livestock production	—	5.0
10. Revolving fund for marl quarrying	—	4.7
11. Revolving fund for rhizobium production	—	1.0
12. Revolving fund for the procurement of motorcycles for police officers	—	30.0
13. Revolving fund for financing low-income housing for primary school teachers	—	30.0
14. Revolving fund for Kaset Ruam Jai	—	7.0
15. Revolving fund for financing low-income housing for secondary school teachers	—	10.0

**N.B.** Figures in the brackets are revised budget.

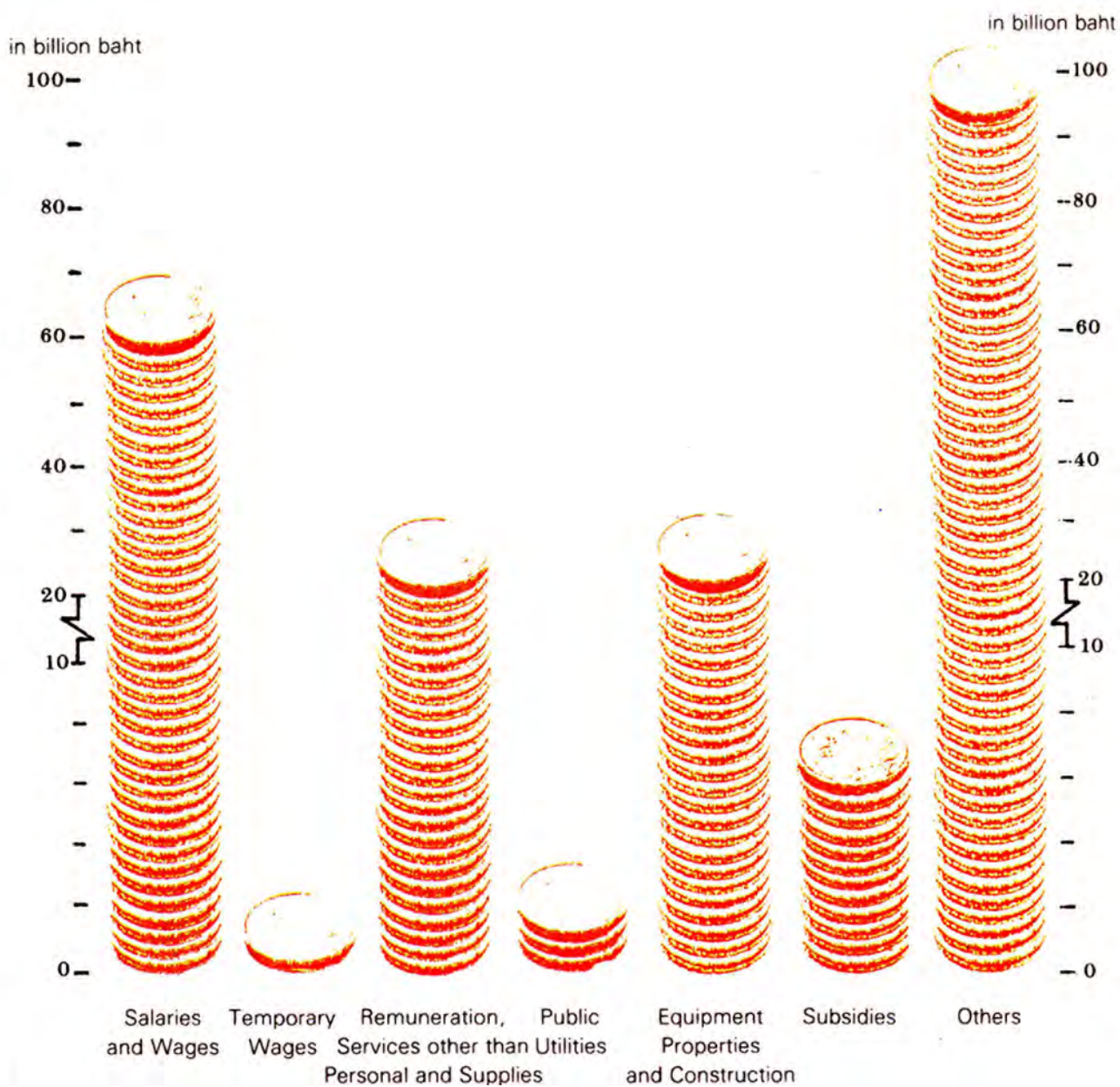
*Table III-21*  
*Budget Appropriation by Ministry and Objects of Expenditure*  
*FY 1987*

(in million baht)

Ministry	Objects of Expenditure	Salaries and Wages	Temporary Wages	Remuneration, Services other than Personal and Supplies	Public Utilities	Equipments, Properties and Construction	Subsidies	Others	Total
Central Fund		—	—	—	—	—	—	23,219.2	23,219.2
Office of the Prime Minister		644.0	20.1	290.7	86.9	99.4	91.8	375.9	1,608.8
Ministry of Defence		12,131.4	0.8	9,754.4	750.3	1,313.2	363.3	14,842.1	39,155.5
Ministry of Finance		1,160.9	8.1	312.5	44.4	65.4	1.1	55,954.9	57,547.3
Ministry of Foreign Affairs		363.5	98.6	357.5	47.5	99.3	59.6	40.0	1,066.0
Ministry of Agriculture and Cooperatives		4,751.4	467.1	1,974.0	176.1	7,188.0	54.0	1,151.9	15,762.5
Ministry of Communications		1,381.7	21.1	398.1	49.1	7,184.8	12.2	649.2	9,696.2
Ministry of Commerce		290.1	30.0	161.0	26.9	24.8	8.3	64.0	605.1
Ministry of Interior		10,078.7	117.9	6,245.7	260.0	2,963.5	2,390.5	253.8	22,310.1
Ministry of Justice		410.8	1.8	86.1	18.2	139.4	0.1	7.4	663.8
Ministry of Science, Technology and Energy		181.0	11.9	69.2	12.7	750.7	49.9	157.9	1,233.3
Ministry of Education		26,463.2	6.9	2,372.5	247.3	4,602.4	1,041.6	895.7	35,629.6
Ministry of Public Health		4,988.0	17.8	2,225.7	272.2	1,077.3	930.9	13.2	9,525.1
Ministry of Industry		339.9	10.3	125.9	16.6	211.3	37.1	116.9	858.0
Ministry of University Affairs		2,698.2	33.7	920.8	282.8	959.5	499.3	32.1	5,426.4
Independent Public Agencies		312.4	0.5	84.5	29.8	100.0	168.7	49.4	745.3
State Enterprises		—	—	—	—	151.3	1,461.6	684.7	2,297.6
Revolving Funds		—	—	—	—	—	—	150.2	150.2
<b>Total</b>		<b>66,195.2</b>	<b>846.6</b>	<b>25,378.6</b>	<b>2,320.8</b>	<b>26,930.3</b>	<b>7,170.0</b>	<b>99,658.5</b>	<b>227,500.0</b>

## Objects of Expenditures

### Fy 1987



*Table III-22*  
*Budget Expenditures and Salaries and Wages*

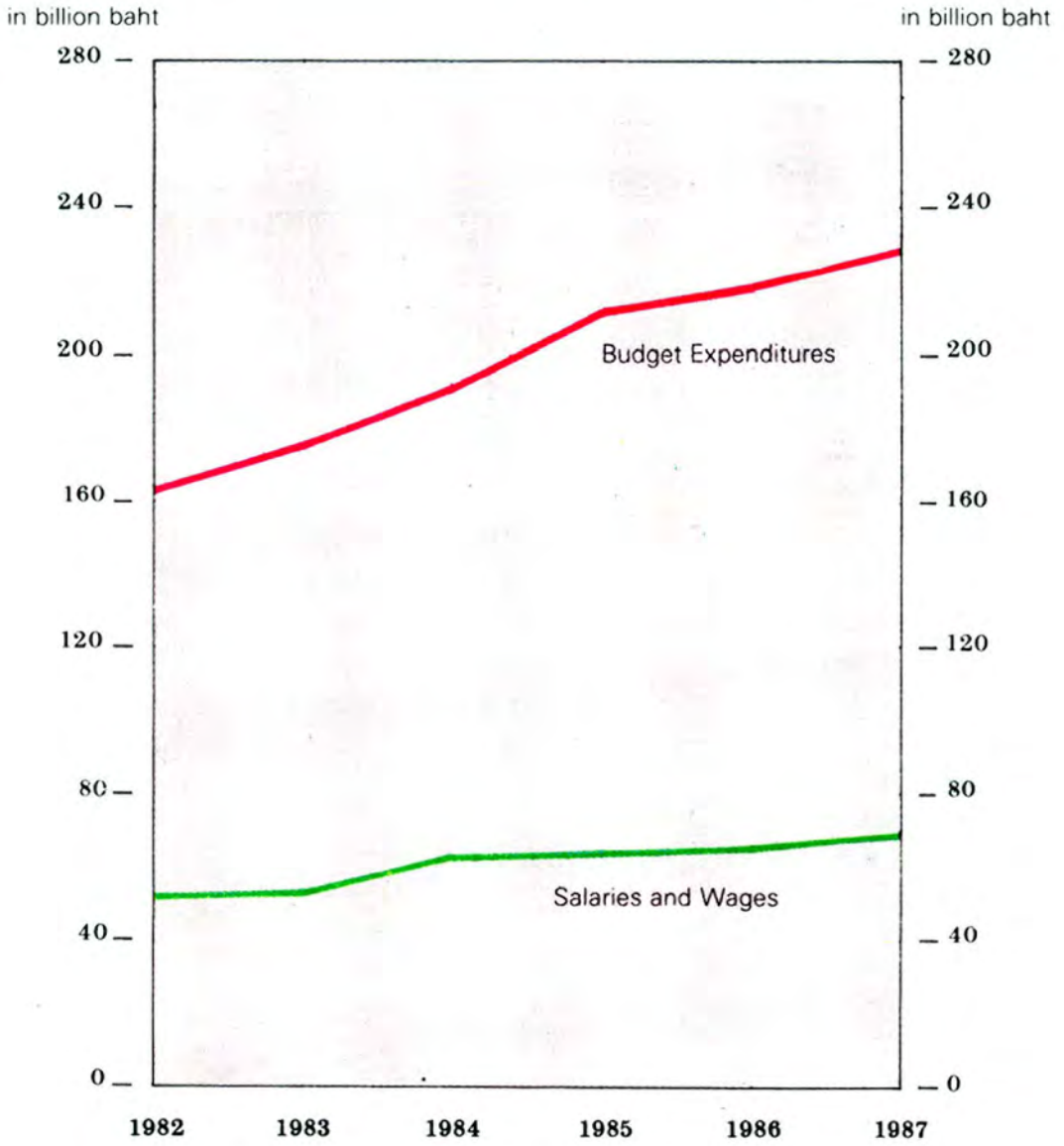
(in million baht)

Fiscal Year	Budget Expenditures	Salaries and Wages	
		Amount	Percentage of the total budget
1978	81,000.0	24,002.7	29.6
1979	92,000.0	29,831.4	32.4
1980	114,556.5	37,582.4	32.8
1981	140,000.0	42,474.2	30.3
1982	161,000.0	51,562.8	32.0
1983	177,000.0	56,799.0	32.1
1984	192,000.0	61,212.9	31.9
1985	213,000.0	63,564.0	29.8
1986	218,000.0	66,279.9	30.4
1987	227,500.0	70,141.8	30.8

- N.B.** 1. Salaries and wages denote government official salaries and wages including Military and Police Pay as well as Primary School teachers' salaries
2. Salaries and wages include increment for cost of living for the government officials and employees
3. Salaries and wages for Fy 1979, 1980 and 1982 include increment for cost of living adjustment, salary adjustment and wages for the government officials and the polices

# Budget Expenditures, and Salaries and Wages

## Fy 1982-1987



*Table III-23*  
*Actual Expenditures Fy 1978-1985*

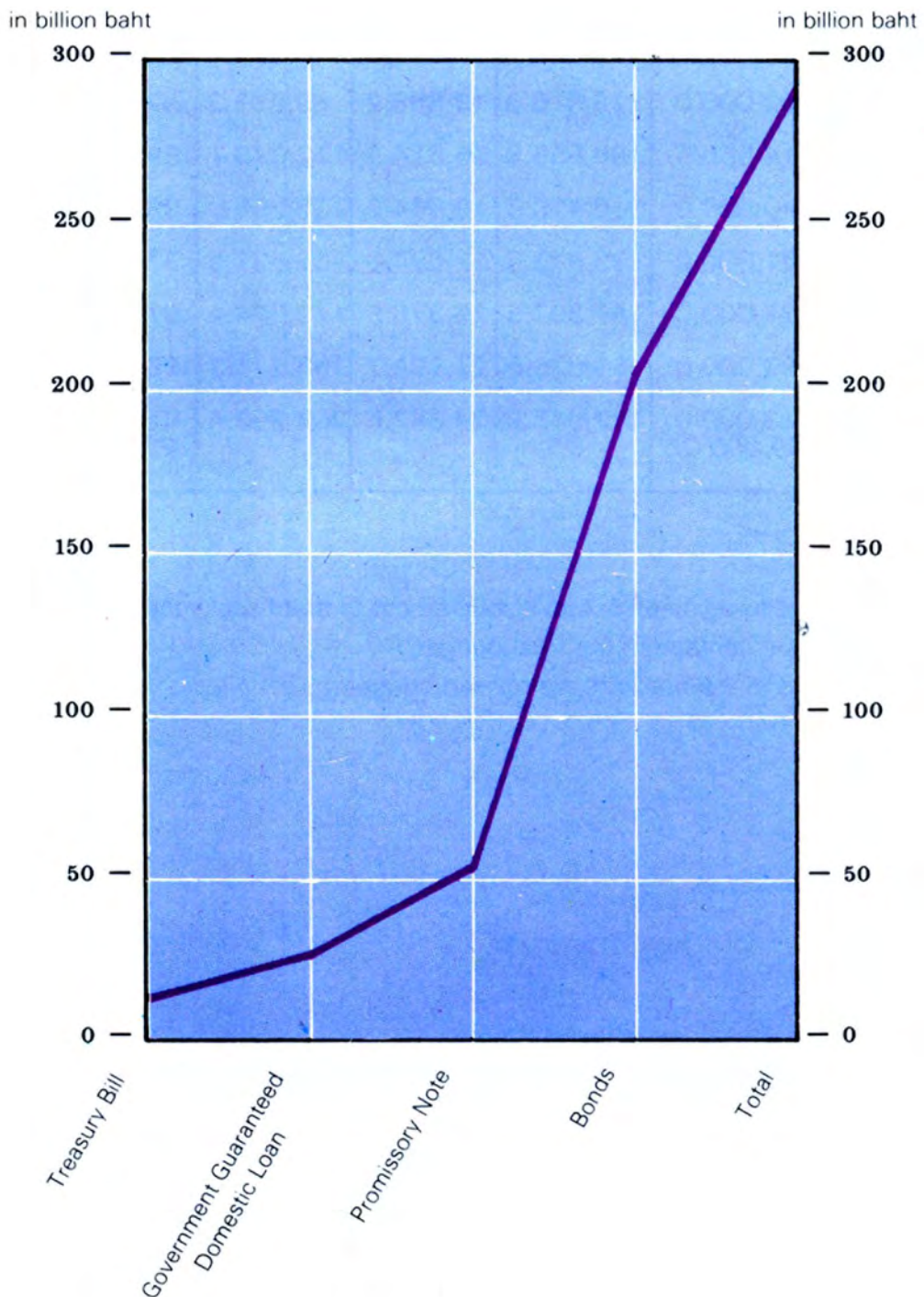
(in million baht)

Fiscal Year	Budget	Actual Expenditures				Balance	
	Appropriation	Expenditures <sup>1</sup>	Encumbrances	Total	% <sup>2</sup>	Amount	%
1978	81,000.0	67,224.7	11,406.6	78,631.3	97.1	2,368.7	2.9
1979	92,000.0	76,015.0	13,868.2	89,883.2	97.7	2,116.8	2.3
1980	114,556.5	96,555.8	15,814.3	112,370.1	98.1	2,186.4	1.9
1981	140,000.0	115,410.8	19,884.2	135,295.0	98.6	4,705.0	3.4
1982	161,000.0	133,943.5	22,694.0	156,637.5	97.3	4,362.5	2.7
1983	177,000.0	147,397.5	25,376.9	172,774.4	97.6	4,225.6	2.4
1984	192,000.0	161,076.6	27,194.7	188,271.3	98.1	3,728.7	1.9
1985	213,000.0 <sup>3</sup> (209,000.0)	182,945.8	24,347.6	207,293.4	97.3 (99.2)	5,706.6 (1,706.6)	2.7 (0.8)

- N.B.** 1. Expenditures mean actual disbursement in that fiscal year  
 2. % as percentage of the total budget  
 3. Figures in the brackets are revised budget

## Principal Outstanding (Domestic)

As up to March 31, 1986



# PART IV

## Government Finance

---

### 1. Financial Outlook

The past trend of the Treasury account balances are summarized in the following table.

*Table IV-1*  
*Treasury Account Balances*

(in million baht)

	FY 1982	FY 1983	FY 1984	FY 1985
Revenues	113,800.5	136,617.4	147,846.5	159,112.0
Expenditures	155,810.7	170,550.9	186,416.9	211,043.4
Budget cash balances	-42,010.2	-33,933.5	-38,570.4	-51,931.4
Non-budget cash balances	+15,454.6	-510.2	+8,752.9	+9,915.8
Overall cash balances Financing	-26,555.6	-34,443.7	-29,817.5	-42,015.6
- Domestic borrowing	26,421.9	34,068.9	30,000.1	47,000.2
- Use of Treasury cash balances	+133.7	+374.8	-182.6	-4,984.6
Treasury account balances	7,590.7	7,215.9	7,398.5	12,383.1

**Sources** : Comptroller General's Department

**Revenues** mean actual revenues collected by the government in each fiscal year which are composed of taxes and duties, sales of goods and services, profits from state enterprises and others revenues.

**Expenditures** mean actual expenditures from the budget appropriation in that fiscal year and those carried-over from the prior years.

**Non Budgetary fund** means any fund other than the budget fund which has been transacted through the Treasury account e.g. agency deficit, bills transfer, external loan fund.

**Borrowing** means government borrowing in each fiscal year for financing budget deficit.

## 2. Public Debt

Public debt is the volume of government borrowing committed directly, or indirectly as a guarantor for the State Enterprises. The total amount can be separated into internal and external debt.

### 2.1 Internal Debt

At the end of March 1986, outstanding domestic debt of the government stood at 294,619 million baht Treasury bond and bills accounted for 266,701.5 million baht of this total, while government guaranteed domestic loans amounted to 27,917.5 million baht.

*Table IV-2*  
*Principal Outstanding for Domestic Debt*  
*at March 31, 1986*

(in million baht)

Sources	Direct Government loan	Debt Guaranteed	Total
Bank of Thailand	71,049.5	4,962.8	76,012.3
Government Savings Bank	60,216.0	139.5	60,355.5
Others	135,436.0	22,815.2	158,251.2
<b>Total</b>	<b>266,701.5</b>	<b>27,917.5</b>	<b>294,619.0</b>

Sources : Ministry of Finance  
: Bank of Thailand

## 2.2 External Debt

At the end of March, 1986 public external debt outstanding stood at US.\$9,937.7 million. Direct government loans accounted for US.\$3,843.0 million and government debt guaranteed accounted for US.\$6,094.7 million. Table IV-3 shows principal outstanding for external debt by sources as of March 31, 1986.

*Table IV-3*  
*Principal Outstanding for External Debt*  
*at 31 March, 1986*

(in million US.\$)

Sources	Direct Government Loans	Debt Guaranteed	Total
IBRD	1,076.3	1,030.3	2,106.6
ADB	159.1	579.0	738.1
OECD	478.8	1,078.4	1,557.2
Capital Market	1,206.6	2,061.5	3,268.1
Others	922.2 <sup>1/</sup>	1,345.5	2,267.7
<b>Total</b>	<b>3,843.0<sup>2/</sup></b>	<b>6,094.7</b>	<b>9,937.7</b>

N.B. Exchange rate US.\$ 1 = 26.50 Baht

<sup>1/</sup> Including loans for National Defence of the amount US.\$528.6 million

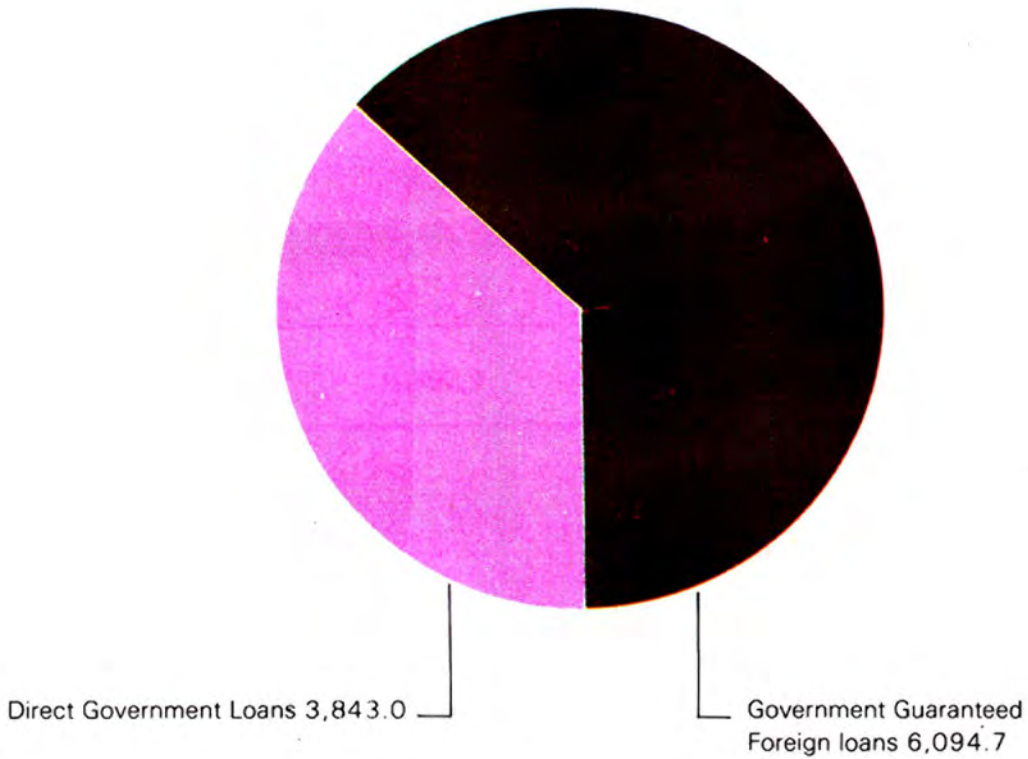
<sup>2/</sup> to be carried by State Enterprises US.\$128.4 million

Source : Ministry of Finance

# Principal Outstanding (External)

As up to March 31, 1986

Total 9,937.7 Million u.s. dollar



### 3. Public External Borrowing

Public external borrowing consists of direct government loans and state enterprise borrowings guaranteed by the government. It can be classified by sources as follows:

1. The World Bank (IBRD)
2. Overseas Economic and Cooperative Fund (OECF)
3. The Asian Development Bank (ADB)
4. Capital Market, and
5. Others

Table IV-4 and IV-5 shows direct government loans and guarantee of payment from FY 1983 to FY 1986. The FY 1986 external borrowing program was committed US.\$910.5 million. This included direct government loans of US.\$245.5 million and state enterprises borrowings of US.\$665.0 million. Since the government has adopted cautious policy toward external borrowing in order to maintain debt service ratio at 9 percent. The size of borrowings program in FY 1986, in comparison with FY 1985, shows the decline in commitments of public debt. For FY 1987, the ceiling for new commitment of public debt has been set up at US.\$1,000 million.

*Table IV-4*  
*Direct Government Loans*

(in million US.\$)

Fiscal year	1983	1984	1985	1986
<b>Sources of Fund</b>				
IBRD	275.5	50.0	62.5	60.0
OECF	84.3	44.4	—	74.6
ADB	42.0	—	—	11.1
Capital Market	41.5	126.5	445.9	—
Others	141.1	117.1	137.5	99.8
<b>Total</b>	<b>584.4</b>	<b>338.0</b>	<b>645.9</b>	<b>245.5</b>

Source : Ministry of Finance

*Table IV-5*  
*Guarantee of Payment*

(in million US. \$)

Fiscal Year	1983	1984	1985	1986
<b>Sources of Fund</b>				
IBRD	242.7	—	144.1	33.0
OECF	193.3	155.0	—	337.2
ADB	81.6	115.0	364.5	—
Capital Market	195.7	151.9	140.0	113.0
Others	114.8	160.6	46.8	181.8
<b>Total</b>	<b>828.1</b>	<b>582.5</b>	<b>695.4</b>	<b>665.0</b>

Source : Ministry of Finance

## 4. Foreign Aid

Each year Thailand receives substantial amount of foreign aid which includes grants and soft loans. Grants come through economic and technical assistance program which supports development activities through projects in agriculture, education, community, health and science and technology. The major sources of assistance program can be classified as bilateral which is mainly USAID and multilateral which includes the Colombo, EEC, UN, ASEAN and other international organizations.

*Table IV-6*  
*Foreign Grants*

(in million baht)

Fiscal Year	USAID	Colombo *	EEC	United Nations	ASEAN	Foundation	Others	Total
1980	445.0	1,158.3	428.3	362.1	0.6	33.5	435.2	2,862.7
1981	439.5	1,909.2	417.5	445.1	0.8	68.5	597.1	3,877.7
1982	374.6	1,607.2	55.7	340.4	0.1	69.8	568.8	3,016.6
1983	376.2	1,938.9	170.2	365.6	0.9	108.1	356.5	3,316.4
1984	365.0	2,275.0	486.4	379.4	0.4	118.3	231.3	3,855.3
1985	671.3	2,193.1	106.7	359.9	0.9	94.5	351.8	3,778.2

\* including Japan

1980 = 649.8 million baht 1983 = 1,679.0 million baht

1981 = 1,281.0 million baht 1984 = 2,001.4 million baht

1982 = 1,371.0 million baht 1985 = 1,901.7 million baht

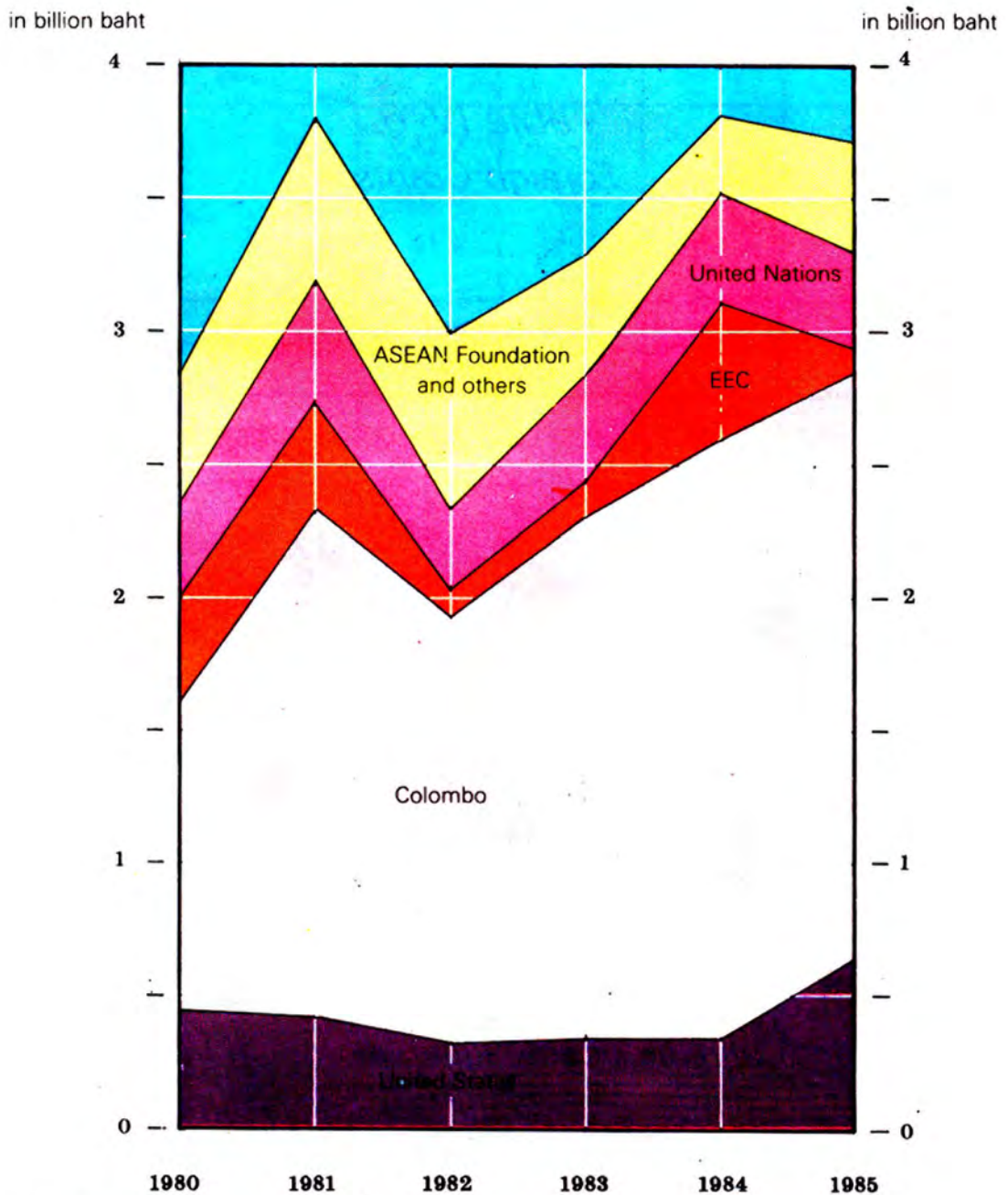
Exchange rate : 1980 US.\$ 1 = 20 baht

1981 US.\$ 1 = 21.7 baht

1982-84 US.\$ 1 = 23 baht

1985 US.\$ 1 = 27 baht

## Foreign Grants



N.B. 1. Colombo includes technical assistance from JAPAN

2. Exchange rate : 1980 US. \$ 1 = 20      1982-84 US. \$ 1 = 23 baht  
 1981 US. \$ 1 = 21.7 baht      1985 US. \$ 1 = 27 baht

## 5. Private Donations

In FY 1985 donations both materials and supplies and cash contribution totalled 782.7 million baht. Of this amount, 237.7 million baht was donated in cash and 545 million baht in materials and supplies.

For the first six months of FY 1986, from October 1, 1985 to March 31, 1986, all donations totalled 306.7 million baht, i.e.; 97.1 million baht in cash and 209.6 million baht in materials and supplies

Private donations were provided primarily to the Ministry of Public Health for its hospitals and health centres both in the central and provincial areas, to the Ministry of Education, Universities, and the Department of Local Administrations.

*Table IV-7*  
*Private Donations*

(in million baht)

Fiscal year	Cash			Materials and Supplies		
	Received	Disbursed	Balance	Acquired	Disposed	Balance
1981	129.4	82.5	46.9	428.9	119.9	309.0
1982	109.8	70.3	39.5	379.8	83.4	296.4
1983	152.7	100.5	52.2	270.3	254.3	16.0
1984	328.7	265.2	63.5	435.3	420.0	15.3
1985	237.7	155.3	82.4	545.0	483.5	61.5

